



**Jerry Sunny & Rajesh**

**Chartered Accountants**

First Floor, Vattoly Estate, St Vincent Road, Ernakulam North,  
Cochin- 682018, Kerala, India

Email: [jsrcacochin@gmail.com](mailto:jsrcacochin@gmail.com) | Mobile No.: +91 9447163679

## INDEPENDENT AUDITOR'S REPORT

**To the Members of SFS Pharma Logistics Private Limited**

**Report on the Audit of the Standalone Financial Statements**

### Opinion

We have audited the standalone financial statements of SFS Pharma Logistics Private Limited ("the Company"), which comprise the standalone balance sheet as at 31 March 2025, and the standalone statement of profit and loss (including other comprehensive income), standalone statement of changes in equity and standalone statement of cash flows for the year then ended and notes to the standalone financial statements, including a summary of the significant accounting policies and other explanatory information.

In our opinion and to the best of our information and according to the explanations given to us, the aforesaid standalone financial statements give the information required by the Companies Act, 2013 ("Act") in the manner so required and give a true and fair view in conformity with the accounting principles generally accepted in India, of the state of affairs of the Company as at 31 March 2025, and profit and other comprehensive income, changes in equity and its cash flows for the year ended on that date.

### Basis for Opinion

We conducted our audit in accordance with the Standards on Auditing (SAs) specified under section 143(10) of the Act. Our responsibilities under those SAs are further described in the *Auditor's Responsibilities for the Audit of the Standalone Financial Statements* section of our report. We are independent of the Company in accordance with the Code of Ethics issued by the Institute of Chartered Accountants of India together with the ethical requirements that are relevant to our audit of the standalone financial statements under the provisions of the Act and the Rules thereunder, and we have fulfilled our other ethical responsibilities in accordance with these requirements and the Code of Ethics. We believe that the audit evidence we have obtained is sufficient and appropriate to provide a basis for our opinion.

### Key Audit Matters

Key audit matters are those matters that, in our professional judgment, were of most significance in our audit of the standalone financial statements of the current period. These matters were addressed in the context of our audit of the standalone financial statements as a whole, and in forming our opinion thereon, and we do not provide a separate opinion on these matters.



**Independent Auditor's Report to the Members of SFS Pharma Logistics Private Limited for the year ended on 31 March 2025**

**Key Audit Matters (continued)**

**Description of Key Audit Matters**

<b>Revenue recognition</b>	
<b>See note 2.6 to the standalone financial statements</b>	
<b>The key audit matter</b>	<b>How the matter was addressed in our audit</b>
<p>The Company has only one business of logistics service in India and Abroad for clinical trial shipments and pharma products.</p> <p>All expenditure which the client incur for clearance of goods in Indian ports are met by the company on behalf of the client.</p> <p>Revenue is recognised when the company completes their service as per the contract and the invoice is raised for the service charges and also for reimbursement of the expenses met by the company on behalf of the client.</p> <p>We identified revenue recognition as a key audit matter as it involves more number of transactions.</p>	<p>In view of the significance of the matter we applied the following audit procedures in this area, among others, to obtain sufficient appropriate audit evidence:</p> <ol style="list-style-type: none"> <li>1. We assessed the appropriateness of the revenue recognition accounting policies, by comparing with applicable accounting standards.</li> <li>2. We evaluated the management controls with respect to revenue recognition with specific focus on separate job assignments.</li> <li>3. We performed substantive testing by selecting samples of revenue transactions recorded during the year by verifying the underlying documents.</li> <li>4. We carried out analytical procedures on revenue recognised during the year to identify unusual variances.</li> </ol>

**Information Other than the Standalone Financial Statements and Auditors' Report Thereon**

The Company's management and Board of Directors are responsible for the other information. The other information comprises the information included in the Company's annual report, but does not include the financial statements and our auditors' report thereon.

Our opinion on the financial statements does not cover the other information and we will not express any form of assurance conclusion thereon.

In connection with our audit of the standalone financial statements, our responsibility is to read the other information and, in doing so, consider whether the other information is materially inconsistent with the standalone financial statements or our knowledge obtained in the audit or otherwise appears to be materially misstated. We have nothing to report in this regard.



**Independent Auditor's Report to the Members of SFS Pharma Logistics Private Limited for the year ended on 31 March 2025**

**Management's Responsibility for the Standalone Financial Statements**

The Company's management and Board of Directors are responsible for the matters stated in

section 134(5) of the Act with respect to the preparation of these standalone financial statements that give a true and fair view of the state of affairs, profit/loss and other comprehensive income, changes in equity and cash flows of the Company in accordance with the accounting principles generally accepted in India, including the Indian Accounting Standards (Ind AS) specified under section 133 of the Act. This responsibility also includes maintenance of adequate accounting records in accordance with the provisions of the Act for safeguarding of the assets of the Company and for preventing and detecting frauds and other irregularities; selection and application of appropriate accounting policies; making judgments and estimates that are reasonable and prudent; and design, implementation and maintenance of adequate internal financial controls that were operating effectively for ensuring the accuracy and completeness of the accounting records, relevant to the preparation and presentation of the standalone financial statements that give a true and fair view and are free from material misstatement, whether due to fraud or error.

In preparing the standalone financial statements, management and Board of Directors are responsible for assessing the Company's ability to continue as a going concern, disclosing, as applicable, matters related to going concern and using the going concern basis of accounting unless management either intends to liquidate the Company or to cease operations, or has no realistic alternative but to do so.

Board of Directors is also responsible for overseeing the Company's financial reporting process.

**Auditor's Responsibilities for the Audit of the Standalone Financial Statements**

Our objectives are to obtain reasonable assurance about whether the standalone financial statements as a whole are free from material misstatement, whether due to fraud or error, and to issue an auditor's report that includes our opinion. Reasonable assurance is a high level of assurance, but is not a guarantee that an audit conducted in accordance with SAs will always detect a material misstatement when it exists. Misstatements can arise from fraud or error and are considered material if, individually or in the aggregate, they could reasonably be expected to influence the economic decisions of users taken on the basis of these standalone financial statements.

As part of an audit in accordance with SAs, we exercise professional judgment and maintain professional skepticism throughout the audit. We also:

- Identify and assess the risks of material misstatement of the standalone financial statements, whether due to fraud or error, design and perform audit procedures responsive to those risks, and obtain audit evidence that is sufficient and appropriate to provide a basis for our opinion. The risk of not detecting a material misstatement resulting from fraud is higher than for one resulting from error, as fraud may involve collusion, forgery, intentional omissions, misrepresentations, or the override of internal control.
- Obtain an understanding of internal control relevant to the audit in order to design audit procedures that are appropriate in the circumstances. Under section 143(3)(i) of the Act, we are also responsible for expressing our opinion on whether the company has adequate internal financial controls with reference to financial statements in place and the operating effectiveness of such controls.
- Evaluate the appropriateness of accounting policies used and the reasonableness of accounting estimates and related disclosures made by management.



**Independent Auditor's Report to the Members of SFS Pharma Logistics Private Limited for the year ended on 31 March 2025**

**Independent Auditors' Report (continued)**

**To the Members of SFS Pharma Logistics Private Limited**

- Conclude on the appropriateness of management's use of the going concern basis of accounting and, based on the audit evidence obtained, whether a material uncertainty exists related to events or conditions that may cast significant doubt on the Company's ability to continue as a going concern. If we conclude that a material uncertainty exists, we are required to draw attention in our auditor's report to the related disclosures in the standalone financial statements or, if such disclosures are inadequate, to modify our opinion. Our conclusions are based on the audit evidence obtained up to the date of our auditor's report. However, future events or conditions may cause the Company to cease to continue as a going concern.
- Evaluate the overall presentation, structure and content of the standalone financial statements, including the disclosures, and whether the standalone financial statements represent the underlying transactions and events in a manner that achieves fair presentation.

We communicate with those charged with governance regarding, among other matters, the planned scope and timing of the audit and significant audit findings, including any significant deficiencies in internal control that we identify during our audit.

We also provide those charged with governance with a statement that we have complied with relevant ethical requirements regarding independence, and to communicate with them all relationships and other matters that may reasonably be thought to bear on our independence, and where applicable, related safeguards.

From the matters communicated with those charged with governance, we determine those matters that were of most significance in the audit of the standalone financial statements of the current period and are therefore the key audit matters. We describe these matters in our auditors' report unless law or regulation precludes public disclosure about the matter or when, in extremely rare circumstances, we determine that a matter should not be communicated in our report because the adverse consequences of doing so would reasonably be expected to outweigh the public interest benefits of such communication.

**Report on Other Legal and Regulatory Requirements**

1. As required by the Companies (Auditors' Report) Order, 2020 ("the Order") issued by the Central Government in terms of section 143 (11) of the Act, we give in the "Annexure A" a statement on the matters specified in paragraphs 3 and 4 of the Order, to the extent applicable.

(A) As required by Section 143(3) of the Act, we report that:

- a) We have sought and obtained all the information and explanations which to the best of our knowledge and belief were necessary for the purposes of our audit;
- b) In our opinion, proper books of account as required by law have been kept by the Company so far as it appears from our examination of those books;
- c) The standalone balance sheet, the standalone statement of profit and loss (including other comprehensive income), the standalone statement of changes in equity and the standalone





**Independent Auditor's Report to the Members of SFS Pharma Logistics Private Limited for the year ended on 31 March 2025**

statement of cash flows dealt with by this Report are in agreement with the books of account;

- d) In our opinion, the aforesaid standalone financial statements comply with the Ind AS specified under section 133 of the Act with relevant Rules issued thereunder;
  - e) On the basis of the written representations received from the directors as on 31 March 2025 taken on record by the Board of Directors, none of the directors is disqualified as on 31 March 2025 from being appointed as a director in terms of Section 164(2) of the Act;
  - f) With respect to the adequacy of the internal financial controls with reference to financial statements of the Company and the operating effectiveness of such controls, refer to our separate Report in "Annexure B";
- (B) With respect to the other matters to be included in the Auditors' Report in accordance with Rule 11 of the Companies (Audit and Auditors) Rules, 2014, in our opinion and to the best of our information and according to the explanations given to us:
- i. The Company does not have any pending litigations which would impact its financial position;
  - ii. The Company did not have any Long Term Contracts including derivative contracts for which there were any material foreseeable losses;
  - iii. There were no amounts which required to be transferred to Investor Education and Protection Fund; and
  - iv. (a) The Management has represented that, to the best of its knowledge and belief, no funds (which are material either individually or in the aggregate) have been advanced or loaned or invested (either from borrowed funds or share premium or any other sources or kind of funds) by the Company to or in any other person or entity, including foreign entity ("Intermediaries"), with the understanding, whether recorded in writing or otherwise, that the Intermediary shall, whether, directly or indirectly lend or invest in other persons or entities identified in any manner whatsoever by or on behalf of the Company ("Ultimate Beneficiaries") or provide any guarantee, security or the like on behalf of the Ultimate Beneficiaries;  
(b) The Management has represented, that, to the best of its knowledge and belief, no funds (which are material either individually or in the aggregate) have been received by the Company from any person or entity, including foreign entity ("Funding Parties"), with the understanding, whether recorded in writing or otherwise, that the Company shall, whether, directly or indirectly, lend or invest in other persons or entities identified in any manner whatsoever by or on behalf of the Funding Party ("Ultimate Beneficiaries") or provide any guarantee, security or the like on behalf of the Ultimate Beneficiaries;
- (c) Based on the audit procedures that have been considered reasonable and appropriate in the circumstances, nothing has come to our notice that has caused us



**Independent Auditor's Report to the Members of SFS Pharma Logistics Private Limited for the year ended on 31 March 2025**

to believe that the representations under sub-clause (i) and (ii) of Rule 11(e), as provided under (a) and (b) above, contain any material misstatement.

- v. The company has declared and paid interim dividend during the FY 2024-25 which is in conformity with the provisions of section 123 of The Companies Act, 2013 and in compliance with Rule 3 of Companies (Declaration and Payment of Dividend) Rules 2014.

(C) With respect to the matter to be included in the Auditors' Report under section 197(16):

No directors of the company have received any remuneration from the company during the year.

*for Jerry Sunny & Rajesh*

*Chartered Accountants*

Firm registration No. 001326S



**CA. Sunny Varghese**

*Partner*

Membership No: 028612

**UDIN: 25028612BMNSVD6180**

Place: Ernakulam

Date: 23 May 2025



INDIA

**Independent Auditor's Report to the Members of SFS Pharma Logistics Private Limited for the year ended on 31 March 2025**

**SFS Pharma Logistics Private Limited**

**Annexure - A to the Independent Auditors 'Report**

The Annexure referred to in our Independent Auditors' Report to the Members of the Company on the standalone financial statements for the year ended 31 March 2025. We report that:

- i. (a) (A) The company has maintained proper records showing full particulars including quantitative details and situation of its fixed assets.  
  
(B) The company has no intangible assets.  
  
(b) As explained to us, fixed assets have been physically verified by the management at reasonable intervals; no material discrepancies were noticed on such verification and the same have been properly dealt with the books of account.  
  
(c) There are no immovable properties whose title deeds are not held in the name of the Company  
  
d) The Company has not revalued its property during the year.  
  
(e) The Company is not holding any benami property under the Benami Transactions (Prohibition) Act, 1988 and the rules made thereunder.
- ii. (a) As explained to us, the inventories were physically verified during the year by the Management at reasonable intervals and no material discrepancies were noticed on physical verification.  
  
(b) The company has not been sanctioned any working capital loans from banks or financial institutions on the basis of security of current assets
- iii. According to the information and explanations given to us and on the basis of our examination of the books of account, the Company has not made any investments in, provided any guarantee or security or granted any loans or advances in the nature of loans, secured or unsecured, to companies, firms, Limited Liability Partnerships or other parties.
- iv. The Company has not given any loans, made any investments in or given any guarantees and security which may attract the provisions of section 185 and 186 of the Companies Act, 2013.
- v. The Company has not accepted any deposits from public during the year and hence the directives issued by the Reserve Bank of India and the provisions of section 73 to 76 or any other relevant provisions of the Companies Act, 2013 and the rules framed there under are not applicable to the Company.
- vi. The Central Government has not prescribed maintenance of cost records under Section 148 (1) of the Companies Act, 2013 for the Company's products.
- vii. (a) According to the records of the company, all undisputed statutory dues including Provident Fund, Employees' State Insurance, Income-tax, Sales-tax, Service Tax, Custom Duty, Excise Duty, value added tax, Goods and Service Tax, Cess to the extent applicable and any other statutory dues have generally been regularly deposited with the appropriate authorities. According to the



**Independent Auditor's Report to the Members of SFS Pharma Logistics Private Limited for the year ended on 31 March 2025**

information and explanations given to us there were no outstanding statutory dues as on 31 March 2025 for a period of more than six months from the date they became payable.

(b) According to the information and explanations given to us, there are no amounts payable in respect of income tax or wealth tax or service tax or sales tax or customs duty or excise duty or Goods and Service Tax or cess which have not been deposited on account of any disputes.

viii. According to the information and explanations given to us and on the basis of our examination of the books of account, the company has no transactions which are not recorded in the books of account.

ix. Based on our audit procedures and on the information and explanations given by the management, we are of the opinion that, the Company has not defaulted in repayment of dues to any lender.

x. (a) Based upon the audit procedures performed and the information and explanations given by the management, the company has not raised any money by way of initial public offer or further public offer including debt instruments and term Loans. Accordingly, the provisions of clause 3 (x) of the Order are not applicable to the Company and hence not commented upon.

(b) The Company has not made any preferential allotment or private placement of shares or convertible debentures (fully, partially or optionally convertible) during the year.

xi. (a) Based upon the audit procedures performed and the information and explanations given by the management, we report that no fraud by the Company or on the company by its officers or employees has been noticed or reported during the year.

(b) No report under sub-section 12 of section 143 of the Companies Act, 2013 has been filed by the auditors in Form ADT-4 as prescribed under rule 13 of the Companies (Audit and Auditors) Rules, 2014 with the Central Government.

(c) The auditor has not considered any whistle-blower complaints received during the year.

xii. In our opinion, the Company is not a Nidhi Company. Therefore, the provisions of clause 3 (xii) of the Order are not applicable to the Company.

xiii. In our opinion, all transactions with the related parties are in compliance with section 177 and 188 of Companies Act, 2013 and the details have been disclosed in the Ind AS Financial Statements as required by the applicable accounting standards.

xiv. The Company has an internal audit system which is commensurate with the size and nature of its business. But the company has not appointed any internal auditor as it is not mandatory as per Section 138(2) of the Companies Act, 2013 read with rules 13 of Companies (Accounts) Rules, 2014.

xv. The company has not entered into any non-cash transactions with directors or persons connected with him and therefore the provisions of section 192 of the Companies Act is not applicable to the Company





**Independent Auditor's Report to the Members of SFS Pharma Logistics Private Limited for the year ended on 31 March 2025**

- xvi. According to our information and knowledge, the company is not a Non Banking Financial Company hence not required to be registered under section 45 IA of the Reserve Bank of India Act, 1934.
- xvii. The company has not incurred cash losses in the financial year and in the immediately preceding financial year.
- xviii. No resignation of statutory auditors has taken place during this year.
- xix. On the basis of the financial ratios, ageing and expected dates of realisation of financial assets and payment of financial liabilities, other information accompanying the financial statements, the auditor's knowledge of the Board of Directors and management plans, the auditor is of the opinion that no material uncertainty exists as on the date of the audit report that company is capable of meeting its liabilities existing at the date of balance sheet as and when they fall due within a period of one year from the balance sheet date
- xx. According to the information and explanations given to us and based on our examination of the records of the company, the provisions of section 135(5) will not be applicable to the company.
- xxi. Since this company has no subsidiary companies reporting under clause xxi of paragraph 3 of the order is not applicable.

*for Jerry Sunny & Rajesh*

*Chartered Accountants*

Firm registration No. 001326S



**CA. Sunny Varghese**

*Partner*

Membership No: 028612

**UDIN: 25028612BMNSVD6180**

Place: Ernakulam

Date: 23 May 2025

**Independent Auditor's Report to the Members of SFS Pharma Logistics Private Limited for the year ended on 31 March 2025**

**SFS Pharma Logistics Private Limited**

**Annexure –B to the Independent Auditors' Report**

**Report on the internal financial controls with reference to the aforesaid standalone financial statements under Clause (i) of Sub-section 3 of Section 143 of the Companies Act, 2013**

(Referred to in paragraph 1A(f) under 'Report on Other Legal and Regulatory Requirements' section of our report of even date)

**Opinion**

We have audited the internal financial controls over financial reporting of SFS Pharma Logistics Private Limited ('the Company') as of 31 March 2025 in conjunction with our audit of the standalone Ind AS financial statements of the Company for the year ended on that date.

In our opinion, the Company has, in all material respects, adequate internal financial controls with reference to financial statements and such internal financial controls were operating effectively as at 31 March 2025, based on the internal financial controls with reference to financial statements criteria established by the Company considering the essential components of internal control stated in the Guidance Note on Audit of Internal Financial Controls Over Financial Reporting issued by the Institute of Chartered Accountants of India (the "Guidance Note").

**Management's Responsibility for Internal Financial Controls**

The Company's management and the Board of Directors are responsible for establishing and maintaining internal financial controls based on the internal financial controls with reference to financial statements criteria established by the Company considering the essential components of internal control stated in the Guidance Note. These responsibilities include the design, implementation and maintenance of adequate internal financial controls that were operating effectively for ensuring the orderly and efficient conduct of its business, including adherence to company's policies, the safeguarding of its assets, the prevention and detection of frauds and errors, the accuracy and completeness of the accounting records; and the timely preparation of reliable financial information, as required under the Companies Act, 2013 (hereinafter referred to as "the Act").

**Auditors' Responsibility**

Our responsibility is to express an opinion on the Company's internal financial controls with reference to financial statements based on our audit. We conducted our audit in accordance with the Guidance Note and the Standards on Auditing, prescribed under section 143(10) of the Act, to the extent applicable to an audit of internal financial controls with reference to financial statements. Those Standards and the Guidance Note require that we comply with ethical requirements and plan and perform the audit to obtain reasonable assurance about whether adequate internal financial controls with reference to financial statements were established and maintained and whether such controls operated effectively in all material respects



**Independent Auditor's Report to the Members of SFS Pharma Logistics Private Limited for the year ended on 31 March 2025**

Our audit involves performing procedures to obtain audit evidence about the adequacy of the internal financial controls with reference to financial statements and their operating effectiveness. Our audit of internal financial controls with reference to financial statements included obtaining an understanding of such internal financial controls, assessing the risk that a material weakness exists, and testing and evaluating the design and operating effectiveness of internal control based on the assessed risk. The procedures selected depend on the auditor's judgement, including the assessment of the risks of material misstatement of the standalone financial statements, whether due to fraud or error.

We believe that the audit evidence we have obtained is sufficient and appropriate to provide a basis for our audit opinion on the Company's internal financial controls with reference to financial statements.

**Meaning of Internal Financial Controls Over Financial Reporting**

A company's internal financial control over financial reporting is a process designed to provide reasonable assurance regarding the reliability of financial reporting and the preparation of financial statements for external purposes in accordance with generally accepted accounting principles. A company's internal financial control over financial reporting includes those policies and procedures that (1) pertain to the maintenance of records that, in reasonable detail, accurately and fairly reflect the transactions and dispositions of the assets of the company; (2) provide reasonable assurance that transactions are recorded as necessary to permit preparation of financial statements in accordance with generally accepted accounting principles, and that receipts and expenditures of the company are being made only in accordance with authorisations of management and directors of the company; and (3) provide reasonable assurance regarding prevention or timely detection of unauthorised acquisition, use, or disposition of the company's assets that could have a material effect on the financial statements.

**Inherent Limitations of Internal Financial Controls Over Financial Reporting**

Because of the inherent limitations of internal financial controls over financial reporting, including the possibility of collusion or improper management override of controls, material misstatements due to error or fraud may occur and not be detected. Also, projections of any evaluation of the internal financial controls over financial reporting to future periods are subject to the risk that the internal financial control over financial reporting may become inadequate because of changes in conditions, or that the degree of compliance with the policies or procedures may deteriorate.

*for Jerry Sunny and Rajesh*

*Chartered Accountants*

Firm registration No. 001326S

*CA. Sunny Varghese*

*Partner*

Membership No: 028612

UDIN: 25028612BMNSVD6180

Place: Ernakulam

Date: 23 May 2025



**SFS Pharma Logistics Private Limited****Standalone balance sheet as at 31 March 2025**

(All amounts in Indian rupees thousands, unless otherwise stated)

	Notes	As at 31 March 2025	As at 31 March 2024
<b>ASSETS</b>			
<b>Non-current assets</b>			
Property, plant and equipment	3	2,246.575	2,055.231
Financial assets			
Other financial assets	4	370.571	120.407
Deferred tax assets, net	23A	474.064	280.888
Income tax assets, net	23B	550.181	168.503
Other non-current assets	5	-	215.000
<b>Total non-current assets</b>		<b>3,641.391</b>	<b>2,840.029</b>
<b>Current assets</b>			
Inventories	6	3,238.247	2,867.724
Financial assets			
Trade receivables	7	12,619.668	16,016.642
Cash and cash equivalents	8	11,425.074	3,915.201
Other financial assets	4	180.163	1,285.202
Other current assets	5	1,173.135	360.624
<b>Total current assets</b>		<b>28,636.287</b>	<b>24,445.393</b>
<b>TOTAL ASSETS</b>		<b>32,277.678</b>	<b>27,285.422</b>
<b>EQUITY AND LIABILITIES</b>			
<b>EQUITY</b>			
Equity share capital	9	10,000.000	10,000.000
Other equity		10,757.956	7,336.366
<b>Total equity</b>		<b>20,757.956</b>	<b>17,336.366</b>
<b>LIABILITIES</b>			
<b>Non-current liabilities</b>			
Provisions	10	2,059.940	1,401.216
<b>Total non-current liabilities</b>		<b>2,059.940</b>	<b>1,401.216</b>
<b>Current liabilities</b>			
Financial liabilities			
Trade payables	11	-	-
- Dues of micro enterprises and small enterprises		7,421.227	4,791.964
- Dues of creditors other than micro enterprises and small enterprises	12	1,673.223	3,460.701
Other financial liabilities	13	163.272	167.175
Other current liabilities	10	202.060	128.000
Provisions		9,459.782	8,547.840
<b>Total current liabilities</b>		<b>32,277.678</b>	<b>27,285.422</b>
<b>TOTAL EQUITY AND LIABILITIES</b>		<b>32,277.678</b>	<b>27,285.422</b>

Material accounting policies

2B

The accompanying notes are an integral part of the standalone balance sheet

As per our report of even date attached

for **Jerry, Sunny & Rajesh**

Chartered Accountants

ICAI Firm's Registration number: 001326S

**Sunny Varghese**

Partner

Membership No. : 028612

Place: Kochi

Date: 23 May 2025



for and on behalf of the Board of Directors of

**SFS Pharma Logistics Private Limited**

CIN: U63090KL2011PTC029554

**T.R. Radhakrishnan**

Director

DIN:00086627

Place: Kochi

Date: 23 May 2025

**Praveen B**

Director

DIN:10156869



**SFS Pharma Logistics Private Limited****Standalone statement of profit and loss for the year ended 31 March 2025**

(All amounts in Indian rupees thousands, unless otherwise stated)

	Notes	Year ended 31 March 2025	Year ended 31 March 2024
<b>Income</b>			
Revenue from operations	14	49,102.783	45,523.953
Other income	15	595.080	550.726
<b>Total income</b>		<b>49,697.863</b>	<b>46,074.679</b>
<b>Expenses</b>			
Employee benefits expense	16	9,712.786	8,309.542
Finance costs	17	8.780	7.527
Depreciation	18	403.232	423.252
Other expenses	19	25,027.470	28,503.524
<b>Total expenses</b>		<b>35,152.268</b>	<b>37,243.845</b>
<b>Profit before tax</b>		<b>14,545.595</b>	<b>8,830.834</b>
<b>Tax expense:</b>	23C		
Current tax		3,597.461	2,430.820
Deferred tax credit		(137.877)	(107.238)
<b>Total tax expense</b>		<b>3,459.584</b>	<b>2,323.582</b>
<b>Profit for the year</b>		<b>11,086.011</b>	<b>6,507.252</b>
<b>Other comprehensive income/ (loss)</b>	23D		
<i>Items that will not be reclassified subsequently to statement of profit and loss</i>			
Remeasurement of defined benefit liability		(219.720)	(61.920)
Income tax related to items that will not be reclassified to profit or loss		55.299	15.584
<b>Total other comprehensive income/ (loss) for the year, net of income tax</b>		<b>(164.421)</b>	<b>(46.336)</b>
<b>Total comprehensive income for the year</b>		<b>10,921.590</b>	<b>6,460.916</b>
<b>Earnings per equity share</b>	20		
[Equity shares of face value ₹ 10 each]			
Basic [₹]		11.09	6.51
Diluted [₹]		11.09	6.51

Material accounting policies

The accompanying notes are an integral part of the standalone statement of profit and loss

As per our report of even date attached

for Jerry, Sunny &amp; Rajesh

Chartered Accountants

ICAI Firm's Registration number: 001326S

Sunny Varghese

Partner

Membership No. : 028612

Place: Kochi

Date: 23 May 2025



for and on behalf of the Board of Directors of

**SFS Pharma Logistics Private Limited**

CIN: U63090KL2011PTC029554

T.R. Radhakrishnan

Director

DIN:00086627

Place: Kochi

Date: 23 May 2025

Praveen B

Director

DIN:10156869

**SFS Pharma Logistics Private Limited**  
**Standalone statement of cash flows for the year ended 31 March 2025**  
(All amounts in Indian rupees thousands, unless otherwise stated)

	Year ended 31 March 2025	Year ended 31 March 2024
<b>Cash flows from operating activities</b>	14,545.595	8,830.834
Profit before tax		
<b>Adjustments for:</b>	403.232	423.252
Depreciation expense	8.780	7.527
Finance costs	(225.433)	(488.748)
Interest income	(297.156)	(27.200)
Liabilities/ provisions no longer required written back	(6.110)	(20.396)
Unrealised exchange gain, net	-	25.324
Credit impaired trade receivables written off	513.064	374.555
Increase in provisions	<b>14,941.972</b>	<b>9,125.148</b>
<b>Operating profit before working capital changes</b>		
<b>Changes in assets and liabilities:</b>	(370.523)	236.724
(Increase)/ decrease in inventories	3,425.466	(6,341.138)
Decrease/ (increase) in trade receivable	740.800	1,245.946
Decrease in other financial assets	(812.511)	803.296
(Increase)/ decrease in other assets	2,891.609	2,213.323
Decrease in trade payables	(1,775.050)	713.666
(Decrease)/ increase in other financial liabilities	(3.903)	71.792
(Decrease)/ increase in other liabilities	<b>19,037.860</b>	<b>8,068.757</b>
<b>Cash generated from operating activities</b>	<b>(3,966.466)</b>	<b>(2,546.021)</b>
Income taxes paid, net of refund	<b>15,071.394</b>	<b>5,522.736</b>
<b>Net cash from operating activities [A]</b>		
<b>Cash flows from investing activities</b>	(379.576)	(291.987)
Purchase of property, plant and equipment including movement in capital advances	326.835	465.812
Interest received	<b>(52.741)</b>	<b>173.825</b>
<b>Net cash (used in)/ generated from investing activities [B]</b>		
<b>Cash flows from financing activities</b>	(7,500.000)	(7,500.000)
Dividend paid	(8.780)	(7.527)
Finance costs	<b>(7,508.780)</b>	<b>(7,507.527)</b>
<b>Net cash used in financing activities [C]</b>		
<b>Increase/ (decrease) in cash and cash equivalents, net [A+B+C]</b>	<b>7,509.873</b>	<b>(1,810.966)</b>
Cash and cash equivalents at the beginning of the year	3,915.201	5,726.167
<b>Cash and cash equivalents at the end of the year [refer note 8]</b>	<b>11,425.074</b>	<b>3,915.201</b>

**Note:** The above standalone statement of cash flows has been prepared under the 'Indirect method' as set out in Ind AS 7, 'Statement of Cash Flows'.

Summary of material accounting policies [refer note 2B]

The accompanying notes are an integral part of the statement of cash flows.

As per our report of even date attached

for **Jerry, Sunny & Rajesh**

Chartered Accountants

ICAI Firm's Registration number: 001326S

**Sunny Varghese**

Partner

Membership No. : 028612

Place: Kochi

Date: 23 May 2025



for and on behalf of the Board of Directors of  
**SFS Pharma Logistics Private Limited**  
CIN: U63090KL2011PTC029554

**T.R. Radhakrishnan**

Director

DIN:00086627

**Praveen B**

Director

DIN:10156869

Place: Kochi

Date: 23 May 2025

**SFS Pharma Logistics Private Limited**  
**Standalone statement of changes in equity for the year ended 31 March 2025**  
(All amounts in Indian rupees thousands, unless otherwise stated)

**A. Equity Share Capital**

Particulars	As at			
	31 March 2025		31 March 2024	
	No. of shares	Amount	No. of shares	Amount
Balance at the beginning of the year	10,00,000	10,000.000	10,00,000	10,000.000
Changes in equity share capital during the year	-	-	-	-
Balance at the end of the year	10,00,000	10,000.000	10,00,000	10,000.000

**B. Other Equity**

Particulars	Reserves and surplus	Items of other comprehensive income	Total
	Retained earnings	Remeasurements of the net defined benefit liability, net of tax	
Balance as at 1 April 2023	8,375.450	-	8,375.450
Profit for the year [net of taxes]	6,507.252	-	6,507.252
Other comprehensive income for the year [net of taxes]	-	(46.336)	(46.336)
Total comprehensive income for the year	6,507.252	(46.336)	6,460.916
Transferred to retained earnings	(46.336)	46.336	-
Total contributions by and distributions to owners	(46.336)	46.336	-
Dividend paid during the year	(7,500.000)	-	(7,500.000)
Total contributions by and distributions to owners	(7,500.000)	-	(7,500.000)
Balance as at 31 March 2024	7,336.366	-	7,336.366
Profit for the year [net of taxes]	11,086.011	-	11,086.011
Other comprehensive loss for the year [net of taxes]	-	(164.421)	(164.421)
Total comprehensive income for the year	11,086.011	(164.421)	10,921.590
Transferred to retained earnings	(164.421)	164.421	-
Total contributions by and distributions to owners	(164.421)	164.421	-
Dividend paid during the year	(7,500.000)	-	(7,500.000)
Total contributions by and distributions to owners	(7,500.000)	-	(7,500.000)
Balance as at 31 March 2025	10,757.956	-	10,757.956

Summary of material accounting policies [refer note 2B]

The accompanying notes are an integral part of the standalone statement of changes in equity.

As per our report of even date attached

for Jerry, Sunny & Rajesh

Chartered Accountants

ICAI Firm's Registration number: 001326S

Sunny Varghese

Partner

Membership No. : 028612

Place: Kochi

Date: 23 May 2025



for and on behalf of the Board of Directors of

**SFS Pharma Logistics Private Limited**

CIN: U63090KL2011PTC029554

T.R. Radhakrishnan

Director

DIN:00086627

Place: Kochi

Date: 23 May 2025

Praveen B

Director

DIN:10156869

**SFS Pharma Logistics Private Limited**  
**Notes to the financial statements for the year ended 31 March 2025**

**1 Reporting entity**

SFS Pharma Logistics Private Limited ('the Company') is a wholly owned subsidiary of Aspinwall and Company Limited and is domiciled and incorporated as a private limited company in India under the provisions of Companies Act, 1956. The Company's registered office is at Aspinwall House, T.C.No. 24/2269 (7), Kawdiar-Kuravankonam Road, Kawdiar, Thiruvananthapuram - 695003.

The Company is engaged in the business of logistics assistance in India and abroad for clinical trial shipments and pharma products.

**2A Basis of preparation**

**2A.1 Statement of compliance**

These standalone financial statements have been prepared in accordance with the Indian Accounting Standards ('Ind AS') as per the Companies (Indian Accounting Standards) Rules, 2015, as amended from time to time, notified under section 133 of the Companies Act, 2013 ('Act') and other relevant provisions of the Act.

The standalone financial statements were authorised for issue by the Company's Board of Directors on 23 May 2025. Details of the Company's accounting policies are included in Note 2B.

**2A.2 Functional and presentation currency**

These standalone financial statements are presented in Indian Rupees (INR or ₹), which is also the Company's functional currency. All amounts have been rounded-off to the nearest thousands, unless otherwise indicated.

**2A.3 Basis of measurement**

The financial statements have been prepared on the historical cost basis except for 'net defined benefit liability' which is valued at present value of defined benefit obligations.

**2A.4 Use of judgements and estimates**

In preparing these standalone financial statements, management has made judgements, estimates and assumptions that affect the application of the Company's accounting policies and the reported amounts of assets, liabilities, income and expenses. Actual results may differ from these estimates.

Estimates and underlying assumptions are reviewed on an ongoing basis. Revisions to estimates are recognised prospectively.

*i. Judgements*

There are no significant judgements made in applying accounting policies that have the most material effects on the amounts recognised in the standalone financial statements.

*ii. Assumptions and estimation uncertainties*

**(a) Useful lives of Property, plant and equipment**

Property, plant and equipment represent a significant proportion of the asset base of the Company. The charge in respect of periodic depreciation and amortisation is derived after determining an estimate of an asset's expected useful life and the expected residual value at the end of its life. The useful life and residual values of Company's assets are determined by Management at the time the asset is acquired and reviewed periodically, including each financial year end. The lives are based on historical experience with similar assets as well as anticipation of future events, which may impact their life, such as changes in technology.

**(b) Others**

Further information about assumptions and estimation uncertainties that have a significant risk of resulting in a material adjustment for the year ended 31 March 2025 is included in the following notes:

**Note 23** – deferred tax

**Note 24** – measurement of defined benefit obligations: key actuarial assumptions

**2A.5 Measurement of fair values**

A number of the Company's accounting policies and disclosures require the measurement of fair values, for both financial and non-financial assets and liabilities.

The Company has an established framework with respect to the measurement of fair values. This includes a finance team that has overall responsibility for overseeing all significant fair value measurements, including Level 3 fair values, and reports directly to the Director.





## 2A.5 Measurement of fair values (Continued)

The finance team regularly reviews significant unobservable inputs and valuation adjustments. If third party information, such as interest rates, guarantee commission and pricing services are used to measure fair values, then the finance team assesses the evidence obtained from the third parties to support the conclusion that these valuation meet the requirements of Ind AS, including the level in the fair value hierarchy in which the valuation should be classified.

Fair values are categorized into different levels in a fair value hierarchy based on the inputs used in the valuation techniques as follows:

- i. Level 1: quoted prices (unadjusted) in active markets for identical assets or liabilities.
- ii. Level 2: inputs other than quoted prices are included in Level 1 that are observable for the asset or liability, either directly (i.e. as prices) or indirectly (i.e. derived from prices).
- iii. Level 3: Inputs for the assets or liabilities that are not based on observable market data (unobservable inputs).

When measuring the fair value of an asset or a liability, the Company uses observable market data as far as possible. If the input used to measure the fair value of an asset or a liability fall into different levels of the fair value hierarchy, then the fair value measurement is categorized in its entirety in the same level of the fair value hierarchy as the lowest level input that is significant to the entire measurement.

The Company recognises transfers between the levels of the fair value hierarchy at the end of the reporting period during which the change has occurred.

## 2A.6 Current/ Non-current classification

Based on the time involved between the acquisition of assets for processing and their realization in cash and cash equivalents, the Company has identified twelve months as its operating cycle for determining current and non-current classification of assets and liabilities in the balance sheet.

## 2B Material accounting policies

### 2B.1 Property, plant and equipment

#### i. *Recognition and measurement*

The cost of an item of property, plant and equipment shall be recognised as an asset if, and only if it is probable that future economic benefits associated with the item will flow to the Company and the cost of the item can be measured reliably.

Items of property, plant and equipment are measured at cost, which includes capitalised borrowing costs, less accumulated depreciation and accumulated impairment losses, if any.

Cost of an item of property, plant and equipment comprises its purchase price, including import duties and non-refundable purchase taxes, after deducting trade discounts and rebates, any directly attributable cost of bringing the item to its working condition for its intended use and estimated costs of dismantling and removing the item and restoring the site on which it is located. Replanting expenses of rubber trees are capitalised under bearer plants.

The cost of a self-constructed item of property, plant and equipment comprises the cost of materials and direct labour, any other costs directly attributable to bringing the item to working condition for its intended use, and estimated costs of dismantling and removing the item and restoring the site on which it is located.

The cost also includes interest on borrowings attributable to acquisition/ construction of qualifying property, plant and equipment up to the date the asset is ready for its intended use.

If significant parts of an item of property, plant and equipment have different useful lives, then they are accounted for as separate items (major components) of property, plant and equipment.

Any gain or loss on disposal of an item of property, plant and equipment is recognised in profit or loss.

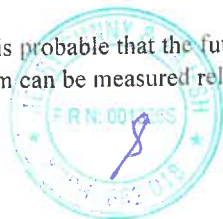
Capital work-in progress comprises of the cost of property, plant and equipment that are not yet ready for their intended use as on the balance sheet date.

#### ii. *Transition to Ind AS*

The cost of property, plant and equipment at 1 April 2016, the Company's date of transition to Ind AS, was determined with reference to its carrying value recognised as per the previous GAAP (deemed cost), as at the date of transition to Ind AS.

#### iii. *Subsequent expenditure*

Subsequent expenditure is capitalised only if it is probable that the future economic benefits associated with the expenditure will flow to the Company and the cost of the item can be measured reliably.



2B.1 Property, plant and equipment (Continued)

iv. Depreciation

Depreciation is provided on the cost of items of property, plant and equipment less their estimated residual values over their estimated useful lives prescribed in Schedule II to the Companies Act, 2013 using the Straight Line Method ('SLM').  
Depreciation methods, useful lives and residual values are reviewed at each reporting date and adjusted if appropriate.  
Depreciation on additions during the year is provided for on a pro-rata basis i.e., from the date on which asset is acquired.  
Depreciation on disposals is provided on a pro-rata basis i.e. upto the date on which asset is disposed off.

2B.2 Financial instruments

i. Recognition and initial measurement

Trade receivables are initially recognised when they are originated. All other financial assets and financial liabilities are initially recognised when the Company becomes a party to the contractual provisions of the instrument.  
A financial asset (unless it is a trade receivable without a significant financing component) or financial liability is initially measured at fair value plus or minus, for an item not at FVTPL, transaction costs that are directly attributable to its acquisition or issue. A trade receivable without a significant financing component is initially measured at the transaction price.

ii. Classification and subsequent measurement

(a) Financial assets

On initial recognition, a financial asset is classified as measured at:

- Amortised cost; or
- Fair value through other comprehensive income (FVOCI)
- Fair value through profit and loss (FVTPL)

Financial assets are not reclassified subsequent to their initial recognition, except if and in the period the Company changes its business model for managing financial assets.

A financial asset is subsequently measured at amortised cost if it is held within a business model whose objective is to hold the asset in order to collect contractual cash flows and the contractual terms of the financial asset give rise on specified dates to cash flows that are solely payments of principal and interest on the principal amount outstanding. These assets are subsequently measured at amortised cost using the effective interest method. The amortised cost is reduced by impairment losses. Interest income, foreign exchange gains and losses and impairment are recognised in profit or loss. Any gain or loss on derecognition is recognised in profit or loss. A financial asset is subsequently measured at FVOCI if it is held within a business model whose objective is achieved by both collecting contractual cash flows and selling financial assets and the contractual terms of the financial asset give rise on specified dates to cash flows that are solely payments of principal and interest on the principal amount outstanding. These assets are subsequently measured at fair value. Interest income under the effective interest method, foreign exchange gains and losses and impairment are recognised in profit or loss. Other net gains and losses are recognised in Other Comprehensive Income (OCI). On derecognition, gains and losses accumulated in OCI are reclassified to profit or loss.

Further, in cases where the Company has made an irrevocable election based on its business model, for its investments which are classified as equity instruments, the subsequent changes in fair value are recognized in OCI. Other net gains and losses are recognised in OCI and are not reclassified to profit or loss. All financial assets not classified as measured at amortised cost or FVOCI are measured at FVTPL. This includes all derivative financial assets. These assets are subsequently measured at fair value. Net gains and losses, including any interest or dividend income, are recognised in statement of profit or loss. Financial assets that are held for trading or are managed and whose performance is evaluated on a fair value basis are measured at FVTPL.

Financial assets: subsequent measurement and gains and losses

Initial recognition	Subsequent measurement basis
Financial assets at FVTPL	These assets are subsequently measured at fair value. Net gains and losses, including any interest or dividend income, are recognised in statement of profit and loss.



**2B.2 Financial instruments (Continued)****Financial assets: subsequent measurement and gains and losses**

<b>Initial recognition</b>	<b>Subsequent measurement basis</b>
Financial assets at amortised cost	These assets are subsequently measured at amortised cost using the effective interest method. The amortised cost is reduced by impairment losses. Interest income, foreign exchange gains and losses and impairment are recognised in statement of profit and loss. Any gain or loss on derecognition is recognised in statement of profit and loss.
Equity investments at FVOCI	These assets are subsequently measured at fair value. Dividends are recognised as income in statement of profit and loss unless the dividend clearly represents a recovery of part of the cost of the investment. Other net gains and losses are recognised in OCI and are not reclassified to statement of profit and loss.

**(b) Financial liabilities: Classification, subsequent measurement and gains and losses:**

Financial liabilities are classified as measured at amortised cost or FVTPL. A financial liability is classified as FVTPL if it is classified as held for trading, or it is a derivative or it is designated as such on initial recognition. Financial liabilities at FVTPL are measured at fair value and net gains and losses, including any interest expense, are recognised in profit or loss. Other financial liabilities are subsequently measured at amortised cost using the effective interest method. Interest expense and foreign exchange gains and losses are recognised in profit or loss. Any gain or loss on derecognition is also recognised in profit or loss.

**iii. Derecognition****(a) Financial assets**

The Company derecognises a financial asset when the contractual rights to the cash flows from the financial asset expire, or it transfers the rights to receive the contractual cash flows in a transaction in which substantially all of the risks and rewards of ownership of the financial asset are transferred or in which the Company neither transfers nor retains substantially all of the risks and rewards of ownership and does not retain control of the financial asset.

If the Company enters into transactions whereby it transfers assets recognised on its balance sheet, but retains either all or substantially all of the risks and rewards of the transferred assets, the transferred assets are not derecognised.

**(b) Financial liabilities**

A financial liability (or a part of a financial liability) is derecognised from the Company's balance sheet when the obligation specified in the contract is discharged or cancelled or expires.

The Company also derecognises a financial liability when its terms are modified and the cash flows under the modified terms are substantially different. In this case, a new financial liability based on the modified terms is recognised at fair value. The difference between the carrying amount of the financial liability extinguished and the new financial liability with modified terms is recognised in statement of profit and loss.

**iv. Offsetting**

Financial assets and financial liabilities are offset and the net amount presented in the balance sheet when, and only when, the Company currently has a legally enforceable right to set off the amounts and it intends either to settle them on a net basis or to realise the asset and settle the liability simultaneously.

**v. Share capital**


Ordinary shares are classified as equity. Incremental costs directly attributable to the issuance of new ordinary shares and share options are recognised as a deduction from equity, net of any tax effects.

**2B.3 Foreign currency****i. Foreign currency transactions**

Transactions in foreign currencies are translated into the functional currency of the Company at the exchange rates at the dates of the transactions or an average rate if the average rate approximates the actual rate at the date of the transaction.

**ii. Foreign currency translations**

Monetary assets and liabilities denominated in foreign currencies are translated into the functional currency at the exchange rate at the reporting date. The resultant gain/loss upon such restatement along with the gain/loss on account of foreign currency transactions are accounted in the Statement of Profit and Loss.



#### 2B.4 Inventories

Inventories are measured at the lower of cost and the net realisable value after providing for obsolescence and other losses, wherever considered necessary. The cost of inventory is determined on weighted average basis.

Cost includes expenditure incurred in acquiring the inventories and other costs incurred in bringing them to their present location and condition including octroi and other levies, transit insurance and receiving charges. Inventory is charged to statement of profit and loss on consumption.

Net realisable value is the estimated selling price in the ordinary course of business, less estimated costs of completion and the estimated costs necessary to make the sale.

#### 2B.5 Impairment

##### i. *Impairment of financial assets*

###### (a) Recognition

The Company recognizes loss allowances using the expected credit loss (ECL) model for the financial assets which are not fair valued through profit or loss. Loss allowance for trade receivables with no significant financing component is measured at an amount equal to lifetime ECL. For all other financial assets, expected credit losses are measured at an amount equal to the 12-month ECL, unless there has been a significant increase in credit risk from initial recognition in which case those are measured at lifetime ECL. The amount of expected credit losses (or reversal) that is required to adjust the loss allowance at the reporting date to the amount that is required to be recognised is recognised as an impairment gain or loss in statement of profit or loss.

At each reporting date, the Company assesses whether financial assets carried at amortised cost are credit-impaired. A financial asset is 'credit-impaired' when one or more events that have a detrimental impact on the estimated future cash flows of the financial asset have occurred.

###### (b) Presentation of allowance for expected credit losses in the balance sheet

Loss allowances for financial assets measured at amortised cost are deducted from the gross carrying amount of the assets.

###### (c) Write off

The gross carrying amount of a financial asset is written off (either partially or in full) to the extent that there is no realistic prospect of recovery. This is generally the case when the Company determines that the debtor does not have assets or sources of income that could generate sufficient cash flows to repay the amounts subject to the write off. However, financial assets that are written off could still be subject to enforcement activities in order to comply with the Company's procedures for recovery of amounts due.

##### ii. *Impairment of non-financial assets*


At each reporting date, the Company reviews the carrying amounts of its non-financial assets (other than inventories, contract assets and deferred tax assets) to determine whether there is any indication of impairment. If any such indication exists, then the asset's recoverable amount is estimated.

For impairment testing, assets that do not generate independent cash inflows are grouped together into cash-generating units (CGUs). Each CGU represents the smallest group of assets that generates cash inflows that are largely independent of the cash inflows of other assets or CGUs.

The recoverable amount of a CGU (or an individual asset) is the higher of its value in use and its fair value less costs to sell. Value in use is based on the estimated future cash flows, discounted to their present value using a pre-tax discount rate that reflects current market assessments of the time value of money and the risks specific to the CGU (or the asset).

An impairment loss is recognised if the carrying amount of an asset or CGU exceeds its estimated recoverable amount. Impairment losses are recognised in the statement of profit and loss. Impairment loss recognised in respect of a CGU is allocated first to reduce the carrying amount of any goodwill allocated to the CGU, and then to reduce the carrying amounts of the other assets of the CGU (or group of CGUs) on a pro rata basis.

An impairment loss in respect of assets for which impairment loss has been recognised in prior periods, the Company reviews at each reporting date whether there is any indication that the loss has decreased or no longer exists. An impairment loss is reversed if there has been a change in the estimates used to determine the recoverable amount. Such a reversal is made only to the extent that the asset's carrying amount does not exceed the carrying amount that would have been determined, net of depreciation or amortisation, if no impairment loss had been recognised.





## 2B.6 Employee benefits

Employee benefits include short-term employee benefits, provident fund, superannuation fund, employee state insurance scheme, gratuity and compensated absences.

### i. *Short-term employee benefits*

Short-term employee benefit obligations are measured on an undiscounted basis and are expensed as the related service is provided. A liability is recognised for the amount expected to be paid e.g., under short-term cash bonus, if the Company has a present legal or constructive obligation to pay this amount as a result of past service provided by the employee, and the amount of obligation can be estimated reliably. These benefits include performance incentive and compensated absences which are expected to occur within twelve months after the end of the period in which the employee renders the related service.

The cost of short-term compensated absences is accounted as under:

- (a) in case of accumulated compensated absences, when employees render the services that increase their entitlement of future compensated absences; and
- (b) in case of non-accumulating compensated absences, when the absences occur or when employees encash the leave, whichever is earlier.

### ii. *Post-employment benefits*

#### **Provident Fund:**

Contributions to defined contribution schemes such as Provident Fund are recognised as expenses in the period in which the employee renders the related service. In respect of contributions made to government administered Provident Fund, the Company has no further obligations beyond its monthly contributions.

#### **Gratuity:**

The Company has an obligation towards gratuity, a defined retirement benefit covering all eligible employees. It provides for a lump sum payment to vested employees as per the Payment of Gratuity Act, 1972 and is payable on the exit of the employees after completion of at least five years of service. However any exit due to death or total disability to do any gainful employment, this service minimum is ignored. The present value of this defined benefit obligation and the related current service cost are measured, using the Projected Unit Credit Method, at the balance sheet date and provided for.

The calculation of defined benefit obligation using the projected unit credit method is performed annually by a qualified actuary.

Remeasurement of the net benefit liability, which comprise actuarial gains and losses are recognised in other comprehensive income. The effect of any plan amendments are recognised in net profit in the Statement of Profit and Loss. The Company determines the interest expense on the net defined benefit liability for the period by applying the discount rate used to measure the defined benefit obligation at the beginning of the annual period to the then defined benefit liability, taking into account any changes in the defined benefit liability during the period as a result of benefit payments. Interest expense and other expenses related to defined benefit plans are recognised in profit or loss.

#### **Superannuation:**

The Company makes contributions equal to a specified percentage of the covered employee's basic salary and DA, to a fund managed by the Life Insurance Corporation of India (LIC). The Company has no further obligations beyond its contributions.

#### **Others:**

Employee State Insurance Scheme are also considered as defined contribution plans and are charged as an expense based on the amount of contribution required to be made and when services are rendered by the employees.

### iii. *Other long-term employee benefits*

All employee benefits (other than post-employment benefits and termination benefits) which do not fall due wholly within twelve months after the end of the period in which the employees render the related services are determined based on actuarial valuation or discounted present value method carried out at each balance sheet date. The expected cost of accumulating compensated absences is determined by actuarial valuation performed by an independent actuary as at 31 March every year using projected unit credit method on the additional amount expected to be paid / availed as a result of the unused entitlement that has accumulated at the balance sheet date. Expense on non-accumulating compensated absences is recognised in the period in which the absences occur.



## 2B.7 Revenue recognition

### i. *Revenue from contract with customers*

The Company generates revenue from rendering logistics services. Ind AS 115 Revenue from Contracts with Customers establishes a comprehensive framework for determining whether, how much and when revenue is recognised. Under Ind AS 115, revenue is recognised when a customer obtains control of the goods or services.

#### (a) **Contract balances**

The Company classifies the right to consideration in exchange for sale of services as trade receivables, advance consideration as advance from customers.

#### (b) **Performance obligations and revenue recognition policies**

Revenue is measured based on the consideration specified in a contract with a customer. The Company recognises revenue when it transfers control over a goods or service to a customer. The following details provides information about the nature and timing of the satisfaction of performance obligations in contracts with customers, including significant payment terms, and the related revenue recognition policies.

### ii. *Income from services*

Incomes from services are accounted on completion of jobs.

### iii. *Other Income*

In calculating interest income, the effective interest rate is applied to the gross carrying amount of the asset (when the asset is not credit impaired).

## 2B.8 Income tax

Income tax comprises current and deferred tax. It is recognised in profit or loss except to the extent that it relates to a business combination or to an item recognised directly in equity or in other comprehensive income.

### i. *Current Tax*

Current tax comprises the expected tax payable or receivable on the taxable income or loss for the year and any adjustment to the tax payable or receivable in respect of previous years. The amount of current tax reflects the best estimate of the tax amount expected to be paid or recoverable from tax authorities after considering the uncertainty, if any, related to income taxes. It is measured using tax rates (and tax laws) enacted or substantively enacted by the reporting date.

Current tax assets and current tax liabilities are offset only if there is a legally enforceable right to set off the recognised amounts, and it is intended to realise the asset or settle the liability on a net basis or simultaneously.

### ii. *Deferred tax*

Deferred income tax assets and liabilities are recognised in respect of temporary differences between the carrying amounts of assets and liabilities for financial reporting purposes and the corresponding amounts used for taxation purposes. Deferred tax is also recognised in respect of carried forward tax losses and tax credits.

Deferred tax assets are recognised to the extent it is probable that future taxable profits will be available against which they can be used. The existence of unused tax losses is strong evidence that future taxable profit may not be available. Therefore, in case of a history of recent losses, the Company recognises a deferred tax asset only to the extent that it has sufficient taxable temporary differences or there is convincing other evidence that sufficient taxable profit will be available against which such deferred tax asset can be realised. Deferred tax assets – unrecognised or recognised, are reviewed at each reporting date and are recognised/ reduced to the extent that it is probable/ no longer probable respectively that the related tax benefit will be realised.

Deferred tax is measured at the tax rates that are expected to apply to the period when the asset is realised or the liability is settled, based on the laws that have been enacted or substantively enacted by the reporting date.

The measurement of deferred tax assets and liabilities reflects the tax consequences that would follow from the manner in which the Company expects, at the reporting date, to recover or settle the carrying amount of its assets and liabilities.

Deferred tax assets and liabilities are offset if there is a legally enforceable right to offset current tax liabilities and assets, and they relate to income taxes levied by the same tax authority on the same taxable entity, or on different tax entities, but they intend to settle current tax liabilities and assets on a net basis or their tax assets and liabilities will be realised simultaneously.



**2B.9 Earnings per share**

Basic earnings per share ('EPS') is computed by dividing the net profit or loss for the year attributable to equity shareholders by the weighted average number of shares outstanding during the year.

Diluted EPS is computed using the weighted average number of equity and dilutive equity equivalent shares outstanding during the period except where the result would be anti-dilutive.

**2B.10 Cash and cash equivalents**

Cash and cash equivalent in the balance sheet comprise cash at banks and on hand and short-term deposits with an original maturity of three months or less, which are subject to an insignificant risk of changes in value. For the purpose of the statement of cash flows, cash and cash equivalents consist of cash and short-term deposits, as defined above, net of outstanding bank overdrafts as they are considered an integral part of the Company's cash management. Cash and cash equivalents consist of balances with banks which are unrestricted for withdrawal and usage.

**Cash dividend to equity holders**

The Company recognises a liability to make cash distributions to equity holders when the distribution is authorised and the distribution is no longer at the discretion of the Company. As per the corporate laws in India, a distribution is authorised when it is approved by the shareholders. A corresponding amount is recognised directly in equity. Interim dividends are recorded as a liability on the date of declaration by the Company's Board of Directors.

**2B.11 Cash flow statement**

Cash flows are reported using the indirect method, whereby net profit before tax is adjusted for the effects of transactions of a non-cash nature, any deferrals or accruals of past or future operating cash receipts or payments and items of income or expenses associated with investing or financing cash flows. The cash flows from operating, investing and financing activities of the Company are segregated.

**2B.12 Changes in material accounting policies**

***Material accounting policy information***

The Company adopted Disclosure of Accounting Policies (Amendments to Ind AS 1) from 1 April 2023. Although the amendments did not result in any changes in the accounting policies themselves, they impacted the accounting policy information disclosed in the financial statements.

The amendments require the disclosure of 'material' rather than 'significant' accounting policies. The amendments also provide guidance on the application of materiality to disclosure of accounting policies, assisting entities to provide useful, entity-specific accounting policy information that users need to understand other information in the financial statements.

**2B.13 Goods and Service Tax ('GST') input credit**

GST input credit is accounted for in the books in the period in which the underlying goods or service received is accounted and when there is reasonable certainty in availing / utilising the credits.



**SFS Pharma Logistics Private Limited**
**Notes to the financial statements for the year ended 31 March 2025 (Continued)**

(All amounts in Indian rupees thousands, unless otherwise stated)

**3 Property, plant and equipment**

Particulars	Plant and equipment	Furniture and fixtures	Office equipments	Total
<b>Cost</b>				
As at 1 April 2023	3,306.148	531.708	581.822	4,419.678
Additions	-	-	76.987	76.987
Disposals	-	-	-	-
<b>As at 31 March 2024</b>	<b>3,306.148</b>	<b>531.708</b>	<b>658.809</b>	<b>4,496.665</b>
As at 1 April 2024	3,306.148	531.708	658.809	4,496.665
Additions	507.400	-	87.176	594.576
Disposals	-	-	-	-
<b>As at 31 March 2025</b>	<b>3,813.548</b>	<b>531.708</b>	<b>745.985</b>	<b>5,091.241</b>
<b>Accumulated depreciation</b>				
As at 1 April 2023	(1,452.172)	(210.127)	(355.883)	(2,018.182)
Depreciation	(218.306)	(52.557)	(152.389)	(423.252)
Disposals	-	-	-	-
<b>As at 31 March 2024</b>	<b>(1,670.478)</b>	<b>(262.684)</b>	<b>(508.272)</b>	<b>(2,441.434)</b>
As at 1 April 2024	(1,670.478)	(262.684)	(508.272)	(2,441.434)
Depreciation	(250.325)	(52.667)	(100.240)	(403.232)
Disposals	-	-	-	-
<b>As at 31 March 2025</b>	<b>(1,920.803)</b>	<b>(315.351)</b>	<b>(608.512)</b>	<b>(2,844.666)</b>
<b>Net carrying amount</b>				
<b>As at 31 March 2024</b>	<b>1,635.670</b>	<b>269.024</b>	<b>150.537</b>	<b>2,055.231</b>
<b>As at 31 March 2025</b>	<b>1,892.745</b>	<b>216.357</b>	<b>137.473</b>	<b>2,246.575</b>

**Notes:**

a. The company has not revalued its Property, plant and equipment during the current year and previous year.

b. There are no immovable properties whose title deeds are not held in the name of the Company as at 31 March 2025 and 31 March 2024.

**4 Other financial assets**
**Non-current**

*Unsecured, considered good*

Security deposits	335.160	-
Employee advances	35.411	120.407
	<b>370.571</b>	<b>120.407</b>

**Current**

*Unsecured, considered good*

Security deposits	-	263.390
Employee advances	123.950	146.838
Interest accrued on deposits	13.727	127.802
Contractually reimbursable expenses	42.486	747.172
	<b>180.163</b>	<b>1,285.202</b>

**5 Other assets**
**Non-current**

*Unsecured, considered good*

Capital advance	-	215.000
	<b>-</b>	<b>215.000</b>





**SFS Pharma Logistics Private Limited**
**Notes to the financial statements for the year ended 31 March 2025 (Continued)**

(All amounts in Indian rupees thousands, unless otherwise stated)

	As at 31 March 2025	As at 31 March 2024
<b>5 Other assets</b>		
<b>Current</b>		
<i>Unsecured, considered good</i>		
Balanced with Govt. authorities	382.513	246.127
Prepaid expenses	37.391	-
Jobs in progress	736.711	79.032
Contract assets/ Advance to contractors	16.520	35.465
	<b>1,173.135</b>	<b>360.624</b>
<b>6 Inventories (at lower of cost and net realisable value)</b>		
Stores and spares [Packing materials]	3,838.247	3,467.724
Provision for obsolescence	(600.000)	(600.000)
	<b>3,238.247</b>	<b>2,867.724</b>
<b>7 Trade receivables</b>		
Unsecured, considered good	12,619.668	16,016.642
	<b>12,619.668</b>	<b>16,016.642</b>

The Company's exposure to credit and currency risks and allowances for credit loss related to trade receivables are disclosed in note 26.

**Trade receivables ageing schedule**

As at 31 March 2025

Particulars	Outstanding for following periods from due date of payment						Total
	Not due	Less than 6 months	6 months to 1 year	1 to 2 years	2 to 3 years	More than 3 years	
<b>Undisputed</b>							
Trade receivables considered good	6,419.166	5,366.712	485.785	300.313	-	47.692	12,619.668
Trade receivables which have significant increase in credit risk	-	-	-	-	-	-	-
Trade receivables - credit impaired	-	-	-	-	-	-	-
<b>Disputed</b>							
Trade receivables considered good	-	-	-	-	-	-	-
Trade receivables which have significant increase in credit risk	-	-	-	-	-	-	-
Trade receivables - credit impaired	-	-	-	-	-	-	-
<b>Total</b>	<b>6,419.166</b>	<b>5,366.712</b>	<b>485.785</b>	<b>300.313</b>	<b>-</b>	<b>47.692</b>	<b>12,619.668</b>

As at 31 March 2024

Particulars	Outstanding for following periods from due date of payment						Total
	Not due	Less than 6 months	6 months to 1 year	1 to 2 years	2 to 3 years	More than 3 years	
<b>Undisputed</b>							
Trade receivables considered good	13,026.897	2,753.392	140.567	-	42.636	53.150	16,016.642
Trade receivables which have significant increase in credit risk	-	-	-	-	-	-	-
Trade receivables - credit impaired	-	-	-	-	-	-	-
<b>Disputed</b>							
Trade receivables considered good	-	-	-	-	-	-	-
Trade receivables which have significant increase in credit risk	-	-	-	-	-	-	-
Trade receivables - credit impaired	-	-	-	-	-	-	-
<b>Total</b>	<b>13,026.897</b>	<b>2,753.392</b>	<b>140.567</b>	<b>-</b>	<b>42.636</b>	<b>53.150</b>	<b>16,016.642</b>



**SFS Pharma Logistics Private Limited**
**Notes to the financial statements for the year ended 31 March 2025 (Continued)**

(All amounts in Indian rupees thousands, unless otherwise stated)

	As at 31 March 2025	As at 31 March 2024
<b>8 Cash and cash equivalents</b>		
Balances with banks:		
(i) On Current account	6,364.047	1,415.201
(ii) Deposits with original maturity of less than three months	5,061.027	2,500.000
	<u>11,425.074</u>	<u>3,915.201</u>
<b>9 Equity share capital</b>		
<b>Authorised capital</b>		
10,00,000 [31 March 2024 - 10,00,000] equity shares of ₹ 10 each	10,000.000	10,000.000
	<u>10,000.000</u>	<u>10,000.000</u>
<b>Issued, subscribed and paid-up capital</b>		
10,00,000 [31 March 2024 - 10,00,000] equity shares of ₹ 10 each	10,000.000	10,000.000
	<u>10,000.000</u>	<u>10,000.000</u>

- a. Reconciliation of the number of equity shares outstanding at the beginning and at the end of the reporting year is as given below:

Particulars	As at 31 March 2025		As at 31 March 2024	
	No. of shares	Amount	No. of shares	Amount
Shares at the beginning of the year	10,00,000	10,000.000	10,00,000	10,000.000
Issued during the year	-	-	-	-
Number of shares at the end of the year	10,00,000	10,000.000	10,00,000	10,000.000

- b. Rights, preferences and restrictions attached to equity shares

The Company has only one class of equity shares having a par value of ₹ 10/- per share. Each holder of the equity shares is entitled to one vote per share.

In the event of liquidation of the Company, the holders of equity shares will be entitled to receive remaining assets of the Company, after distribution of all preferential amounts. The distribution will be in proportion to the number of equity shares held by shareholders.

- c. Details of equity shares held by shareholders holding more than 5% of the aggregate shares in the Company

Particulars	As at 31 March 2025		As at 31 March 2024	
	No. of shares	% holding	No. of shares	% holding
M/s Aspinwall and Company Limited	10,00,000	100%	10,00,000	100%
	10,00,000	100%	10,00,000	100%

- d. Details of equity shares held by promoters

Particulars	As at 31 March 2025		As at 31 March 2024	
	No. of shares	% holding	No. of shares	% holding
M/s Aspinwall and Company Limited	10,00,000	100%	10,00,000	100%
	10,00,000	100%	10,00,000	100%

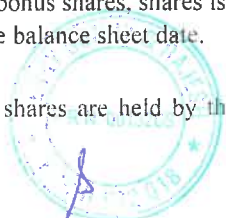
**Note**

There are no changes in the shareholding of promoters during the current year as compared to the previous year.

- e. Details of buyback, bonus shares, issue for consideration other than for cash for past 5 years

There were no shares allotted as fully paid up by way of bonus shares, shares issued for consideration other than for cash and shares bought back during the 5 years immediately preceding the balance sheet date.

- f. All the 10,00,000 [31 March 2024 - 10,00,000] equity shares are held by the holding company - M/s Aspinwall and Company Limited and its nominees.



**SFS Pharma Logistics Private Limited**

**Notes to the financial statements for the year ended 31 March 2025 (Continued)**

(All amounts in Indian rupees thousands, unless otherwise stated)

	As at 31 March 2025	As at 31 March 2024
<b>10 Provisions</b>		
<b>Non-current</b>		
Provision for employee benefits		
- Gratuity [Refer note 24]	1,221.360	851.500
- Compensated absences [Refer note 24]	838.580	549.716
	<u>2,059.940</u>	<u>1,401.216</u>
<b>Current</b>		
Provision for employee benefits		
- Gratuity [Refer note 24]	117.000	73.000
- Compensated absences [Refer note 24]	85.060	55.000
	<u>202.060</u>	<u>128.000</u>

**11 Trade payables**

Dues of micro enterprises and small enterprises [refer note 22]

Dues of creditors other than micro enterprises and small enterprises \*

-	-
7,421.227	4,791.964
<u>7,421.227</u>	<u>4,791.964</u>

\* Includes debts due to holding company [refer note 21]

The Company's exposure to liquidity risks related to trade payables is disclosed in note 25.

**Trade payables ageing schedule**

As at 31 March 2025

Particulars	Outstanding for following periods from the date of transaction				
	Less than 1 year	1 to 2 years	2 to 3 years	More than 3 years	Total
<b>Undisputed</b>					
MSME	-	-	-	-	-
Others	7,369.408	32.142	-	19.677	7,421.227
<b>Disputed</b>					
MSME	-	-	-	-	-
Others	-	-	-	-	-
<b>Total</b>	<b>7,369.408</b>	<b>32.142</b>	<b>-</b>	<b>19.677</b>	<b>7,421.227</b>

As at 31 March 2024

Particulars	Outstanding for following periods from the date of transaction				
	Less than 1 year	1 to 2 years	2 to 3 years	More than 3 years	Total
<b>Undisputed</b>					
MSME	-	-	-	-	-
Others	4,526.585	2.453	249.447	13.479	4,791.964
<b>Disputed</b>					
MSME	-	-	-	-	-
Others	-	-	-	-	-
<b>Total</b>	<b>4,526.585</b>	<b>2.453</b>	<b>249.447</b>	<b>13.479</b>	<b>4,791.964</b>

	As at 31 March 2025	As at 31 March 2024
<b>12 Other financial liabilities</b>		
Accrued salaries and benefits	1,438.512	832.422
Dues to other creditors and accruals	234.711	2,628.279
	<u>1,673.223</u>	<u>3,460.701</u>
<b>13 Other liabilities</b>		
Withholding taxes and statutory dues	163.272	167.175
	<u>163.272</u>	<u>167.175</u>



**SFS Pharma Logistics Private Limited**
**Notes to the financial statements for the year ended 31 March 2025 (Continued)**

(All amounts in Indian rupees thousands, unless otherwise stated)

	Year ended 31 March 2025	Year ended 31 March 2024
<b>14 Revenue from operations</b>		
<i>Sale of services - Logistics</i>		
Clearing and forwarding	49,102.783	45,523.953
	<b>49,102.783</b>	<b>45,523.953</b>
<i>Timing of revenue recognition</i>		
Services transferred at a point in time	49,102.783	45,523.953
<i>Contract balances</i>		
Receivables, which are included in 'trade receivables [refer note 7]	12,619.668	16,016.642
<b>15 Other income</b>		
Interest income on effective interest method on:		
- Cash and cash equivalents	212.760	488.748
Interest income on income-tax refund	12.673	-
Other non-operating income		
- Liabilities/ provisions no longer required written back	297.156	27.200
- Exchange gain on currency fluctuations, realised and unrealised, net	72.408	34.776
- Others	0.083	0.002
	<b>595.080</b>	<b>550.726</b>
<b>16 Employee benefits expense</b>		
Salaries, wages and bonus	8,142.918	7,109.406
Contribution to provident and other funds [refer note 25]	724.783	653.628
Expenses related to compensated absence [refer note 25]	329.383	214.810
Staff welfare expenses	515.702	331.698
	<b>9,712.786</b>	<b>8,309.542</b>
<b>17 Finance costs</b>		
Interest expenses on delayed payment of statutory dues	8.780	7.527
	<b>8.780</b>	<b>7.527</b>
<b>18 Depreciation</b>		
Depreciation on property, plant and equipment [refer note 3]	403.232	423.252
	<b>403.232</b>	<b>423.252</b>
<b>19 Other expenses</b>		
Consumption of stores and spares	3,259.230	1,901.706
Handling charges	13,242.687	19,201.431
Transporting charges	4,028.940	2,988.080
Power and fuel	750.047	582.719
Rent	1,754.500	1,584.085
Subscription charges	76.705	22.314
Repairs and maintenance		
- Buildings	106.255	79.300
- Others	146.820	59.783
Insurance	93.198	23.613
Legal and professional	113.000	444.167
Payment to auditors - refer note 19.1 below	172.000	150.000
Rates and taxes	107.797	92.052
Communication	59.456	55.648
Travelling and conveyance	546.665	696.130
Bank charges	193.647	156.025
Printing and stationary	27.732	63.643
Credit impaired trade receivables written off	-	25.324
Provision for obsolescence of inventory	-	-
Miscellaneous expenses	348.791	377.504
	<b>25,027.470</b>	<b>28,503.524</b>
<b>Note 19.1 - Payment to auditors (net of goods and services tax) includes following:</b>		
As auditor		
- Statutory audit	115.000	100.000
- Other services	45.000	50.000
For reimbursement of expenses	12.000	-
	<b>172.000</b>	<b>150.000</b>





**SFS Pharma Logistics Private Limited****Notes to the financial statements for the year ended 31 March 2025 (Continued)**

(All amounts in Indian rupees thousands, unless otherwise stated)

**20 Earnings per share ("EPS")**

The calculation of profit attributable to equity share holders and weighted average number of equity shares outstanding for the purpose of basic earnings per share calculations are as follows:

Particulars	Year ended 31 March 2025	Year ended 31 March 2024
Net profit for the year attributable to the equity shareholders	11,086.011	6,507.252
Weighted average number of equity shares	10,00,000	10,00,000
Par value per share [₹]	10	10
Earning per share - basic and diluted	11.09	6.51

Note: There are no dilutive potential equity shares outstanding during the current year and previous year.

**21 Related parties****A. Related party relationships****Names of related parties and description of relationship with the Company:**

(a) Holding Company	Aspinwall and Company Limited
(b) Fellow Subsidiaries	a) Aspinwall Geotech Limited b) Aspinwall Healthcare Private Limited c) Malabar Coast Marine Services Private Limited
(c) Non-executive directors	a) Mr. Rama Varma b) Mr. Radhakrishnan T.R c) Mr. Praveen B

Note: Related parties have been identified by the management and relied upon by the auditors


**B. Related party transactions**

Nature of transaction	Name of the related party	Year ended 31 March 2025	Year ended 31 March 2024
Receipt of services	Aspinwall and Company Limited	582.148	497.616
Dividend paid	Aspinwall and Company Limited	7,500.000	7,500.000
Recoverable expenses incurred by holding company on behalf of Company	Aspinwall and Company Limited	257.132	143.677

**C. The Company has the following balances with related parties:**

Nature of transaction	Name of the related party	As at 31 March 2025	As at 31 March 2024
Trade payables	Aspinwall and Company Limited	27.737	64.257

All related party transactions entered during the year were in ordinary course of business and are on arm's length basis.



**SFS Pharma Logistics Private Limited**
**Notes to the financial statements for the year ended 31 March 2025 (Continued)**

(All amounts in Indian rupees thousands, unless otherwise stated)

**22 Disclosures required under Section 22 of the Micro, Small and Medium Enterprises Development Act, 2006, (MSMED Act)**

The information as required under the MSMED Act, 2006 has been determined to the extent such parties have been identified on the basis of information available with the Company and has been relied upon by the auditors.

Particulars	Year ended 31 March 2025	Year ended 31 March 2024
(i) The principal amount remaining unpaid to any supplier as at the end of each accounting year.	-	-
(ii) Interest due thereon remaining unpaid to any supplier as at the end of the accounting year.	-	-
(iii) The amount of interest paid by the buyer in terms of Section 16 of the MSMED Act, 2006 along with the amount of the payment made to the supplier beyond the appointed day during each accounting year.	-	-
(iv) The amount of interest due and payable for the period of delay in making payment (which have been paid but beyond the appointed day during the year) but without adding the interest specified under the MSMED Act.	-	-
(v) The amount of interest accrued and remaining unpaid at the end of the accounting year.	-	-
(vi) The amount of further interest due and payable even in the succeeding year, until such date when the interest dues as above are actually paid to the small enterprise, for the purpose of disallowance as a deductible expenditure under section 23.	-	-

**23 Tax assets, liabilities and reconciliations**
**A. Deferred tax (asset)/ liabilities**
**(a) Movement in deferred tax balances for the year ended 31 March 2025**

Particulars	Balance as at 1 April 2024	Recognised in profit or loss	Recognised in OCI	As at 31 March 2025		
				Net	Deferred tax asset	Deferred tax liability
Employee benefits *	(384.873)	(129.128)	(55.299)	(569.300)	569.300	-
Property, plant and equipment	103.985	(8.749)	-	95.236	-	95.236
<b>Net deferred tax</b>	<b>(280.888)</b>	<b>(137.877)</b>	<b>(55.299)</b>	<b>(474.064)</b>	<b>569.300</b>	<b>95.236</b>

**(b) Movement in deferred tax balances for the year ended 31 March 2024**

Particulars	Balance as at 1 April 2023	Recognised in profit or loss	Recognised in OCI	As at 31 March 2024		
				Net	Deferred tax asset	Deferred tax liability
Employee benefits *	(304.001)	(65.288)	(15.584)	(384.873)	384.873	-
Property, plant and equipment	145.935	(41.950)	-	103.985	-	103.985
<b>Net deferred tax</b>	<b>(158.066)</b>	<b>(107.238)</b>	<b>(15.584)</b>	<b>(280.888)</b>	<b>384.873</b>	<b>103.985</b>

\* Includes provision for gratuity, provision for leave encashment and actuarial gain/ loss on remeasurement of defined benefit liability recognised in other comprehensive income.

The Company offsets tax assets and liabilities if and only if it has a legally enforceable right to set off current tax assets and current tax liabilities and the deferred tax assets and deferred tax liabilities relate to income taxes levied by the same tax authority.

**B. Income tax assets/ (liabilities)**

Particulars	As at 31 March 2025	As at 31 March 2024
<b>Non-current</b>		
Advance tax, net of provision for tax:	550.181	168.503
	<b>550.181</b>	<b>168.503</b>

**C. Amount recognised in statement of profit and loss**

Particulars	Year ended 31 March 2025	Year ended 31 March 2024
Current tax	3,796.030	2,313.640
Current tax charge for earlier years	(198.569)	117.180
Deferred tax (credit)/ charge	(137.877)	(107.238)
<b>Net tax expense</b>	<b>3,459.584</b>	<b>2,323.582</b>



**SFS Pharma Logistics Private Limited**
**Notes to the financial statements for the year ended 31 March 2025 (Continued)**

(All amounts in Indian rupees thousands, unless otherwise stated)

**23 Tax assets, liabilities and reconciliations (Continued)**
**D. Amount recognised in other comprehensive income**

Particulars	Before tax	Tax expense	Net of tax
<b>Year ended 31 March 2025</b>			
Remeasurement of defined benefit liability	(219.720)	55.299	(164.421)
	<b>(219.720)</b>	<b>55.299</b>	<b>(164.421)</b>
<b>Year ended 31 March 2024</b>			
Remeasurement of defined benefit liability	(61.920)	15.584	(46.336)
	<b>(61.920)</b>	<b>15.584</b>	<b>(46.336)</b>

**E. Reconciliation of effective tax rate**

Particulars	Year ended 31 March 2025	Year ended 31 March 2024
<b>Profit before tax</b>	<b>14,545.595</b>	<b>8,830.834</b>
Company's domestic tax rate	25.168%	25.168%
Tax using Company's domestic tax rate	3,660.835	2,222.544
Impact of:		
Timing difference on account employee benefits expenses and depreciation	(137.877)	(107.238)
Current tax for prior years	(198.569)	117.180
Others	135.195	91.096
<b>Income tax expense</b>	<b>3,459.584</b>	<b>2,323.582</b>

The tax rate used for reconciliation above is the corporate tax rate of 25.168% (Year ended 31 March 2024 - 25.168%) payable by corporate entities in India on taxable profits under Indian tax law.

**24 Employee benefits**

The employee benefit schemes are as under:

**A. Defined contribution plan**

The Company makes contributions towards provident fund for qualifying employees. An amount of ₹ 351.458 thousands (31 March 2024 - ₹ 343.055 thousand) has been recognised and included in 'Contribution to provident and other funds' in the statement of profit and loss on account of provident fund.

The Company has recognised ₹ 179.071 thousands (31 March 2024: ₹ 141.083 thousand) for superannuation contribution in the standalone statement of profit and loss.

**B. Defined benefit plan**
**(i) Gratuity plan of the Company**

The Company has a defined benefit gratuity plan. Every employee who has completed five years or more of service gets a gratuity on death or resignation or retirement at 15 days salary (last drawn salary) for each completed year of service. In the case of executive staff, gratuity is payable at 15 days salary (last drawn salary) for the first 15 years of service and at 30 days salary (last drawn salary) for service above 15 years. The scheme is unfunded and an amount of ₹ 194.140 (31 March 2024: ₹ 169.490 thousand) has been recognised and included in "Contribution to provident and other funds" in the statement of profit and loss on account of provision.

The amounts recognised in the balance sheet and the movements in the defined benefit obligation over the year for Gratuity are as follows:

Particulars	As at 31 March 2025		As at 31 March 2024	
	Present value of obligation	Net defined benefit liability	Present value of obligation	Net defined benefit liability
<b>Opening balance</b>	<b>924.500</b>	<b>924.500</b>	<b>693.090</b>	<b>693.090</b>
Current service cost	130.350	130.350	120.280	120.280
Interest costs	63.790	63.790	49.210	49.210
<b>Total amount recognised in profit and loss</b>	<b>194.140</b>	<b>194.140</b>	<b>169.490</b>	<b>169.490</b>
<i>Remeasurements</i>				
Loss due to assumption changes	50.910	50.910	14.180	14.180
Loss due to experience changes	168.810	168.810	47.740	47.740
<b>Total amount recognised in other comprehensive income</b>	<b>219.720</b>	<b>219.720</b>	<b>61.920</b>	<b>61.920</b>
Benefits paid	-	-	-	-
<b>Closing balance</b>	<b>1,338.360</b>	<b>1,338.360</b>	<b>924.500</b>	<b>924.500</b>

**SFS Pharma Logistics Private Limited**
**Notes to the financial statements for the year ended 31 March 2025 (Continued)**

(All amounts in Indian rupees thousands, unless otherwise stated)

**24 Employee benefits (Continued)**
**(ii) Leave benefit scheme of the Company**

Every employee is eligible for 30 days of privilege/ earned leave in a financial year. Earned leave accrues from the date of joining of an employee but can be availed only on confirmation. The privilege leave can be encashed for a maximum of 20 days per year, if available to the credit of employee and the balance leave can be carried forward. Annual Leave can be accumulated to a maximum of 360 days and any accumulation over and above this limit will automatically lapse. Total accumulated leave can be encashed by the employee at the time of retirement/ resignation/ death based on their last drawn salary. The scheme is unfunded and an amount of ₹ 321.433 thousands (31 March 2024: ₹ 200.210 thousands) has been recognised and included in "Expenses related to compensated absence" in the statement of profit and loss on account of provision.

Every employee is eligible for 12 days of sick leave in a financial year. The unavailed leaves can be carried forward and accumulated to a maximum of 30 days and cannot be encashed. An amount of ₹ 7.950 thousands (31 March 2024: ₹ 14.600 thousands) has been recognised and included in "Expenses related to compensated absence" in the statement of profit and loss on account of provision.

**The amounts recognised in the balance sheet and the movements in the defined benefit obligation over the year for leave benefit scheme are as follows:**

Particulars	As at 31 March 2025		As at 31 March 2024	
	Present value of obligation	Net defined benefit liability	Present value of obligation	Net defined benefit liability
Opening balance	604.716	604.716	399.656	399.656
Current service cost *	140.893	140.893	149.870	149.870
Interest costs	39.440	39.440	27.090	27.090
Immediate recognition of losses	149.050	149.050	37.850	37.850
<b>Total amount recognised in profit and loss</b>	<b>329.383</b>	<b>329.383</b>	<b>214.810</b>	<b>214.810</b>
<i>Remeasurements</i>				
Loss due to assumption changes	33.670	33.670	8.630	8.630
Loss due to experience changes	115.380	115.380	29.220	29.220
Immediate recognition of losses	(149.050)	(149.050)	(37.850)	(37.850)
<b>Total amount recognised in other comprehensive income</b>	<b>-</b>	<b>-</b>	<b>-</b>	<b>-</b>
Benefits paid	(10.459)	(10.459)	(9.750)	(9.750)
<b>Closing balance</b>	<b>923.640</b>	<b>923.640</b>	<b>604.716</b>	<b>604.716</b>

\* Includes current service cost pertaining to sick leave scheme.

**Actuarial assumptions:**

The following were the principal actuarial assumptions at the reporting date (expressed as weighted averages):

Particulars	Gratuity		Compensated absences	
	31 March 2025	31 March 2024	31 March 2025	31 March 2024
Discount rate	6.40%	6.90%	6.40%	6.90%
Salary escalation rate (p.a.)	8%	8%	8%	8%
Attrition rate	10%	10%	10%	10%

**Discount rate:** The discount rate indicated above reflects the estimated timing and currency of benefit payments. It is based on the yields/ rates available on applicable bonds as on the current valuation date.

**Salary escalation rate:** The salary growth rate indicated above is the Company's best estimate of an increase in salary of the employees in future years, determined considering the general trend in inflation, seniority, promotions, past experience and other relevant factors such as demand and supply in employment market, etc.

**Attrition rate:** Attrition rate indicated above represents the Group's best estimate of employee turnover in future (other than on account of retirement, death or disablement) determined considering various factors such as nature of business, retention policy, industry factors, past experience, etc.





**SFS Pharma Logistics Private Limited**
**Notes to the financial statements for the year ended 31 March 2025 (Continued)**

(All amounts in Indian rupees thousands, unless otherwise stated)

**24 Employee benefits (Continued)**
**iii) Sensitivity analysis**

Reasonably possible changes at the reporting date to one of the relevant actuarial assumptions, holding other assumptions constant, would have affected the defined benefit obligation by the amounts shown below.

**A. Gratuity**

Particulars	31 March 2025		31 March 2024	
	Increase	Decrease	Increase	Decrease
Effect of 1% change in the assumed discount rate	(98.480)	113.080	(67.240)	76.980
Effect of 1% change in the assumed salary growth rate	110.410	(98.410)	75.540	(67.300)
Effect of 1% change in the assumed attrition rate	(12.730)	14.170	(7.570)	8.250

**B. Compensated absences**

Particulars	31 March 2025		31 March 2024	
	Increase	Decrease	Increase	Decrease
Effect of 1% change in the assumed discount rate	(65.100)	74.960	(40.920)	46.880
Effect of 1% change in the assumed salary growth rate	73.190	(64.870)	46.010	40.950
Effect of 1% change in the assumed attrition rate	(7.400)	8.380	(3.190)	3.590

Although the analysis does not take account of the full distribution of cash flows expected under the plan, it does provide an approximation of the sensitivity of the assumptions shown.

**25 Financial instruments - fair values and risk management**
**A Accounting classifications and fair values\***

The following table shows the carrying amounts and fair values of financial assets and financial liabilities, including their levels in the fair value hierarchy.

**31 March 2025**

Particulars	Carrying value			Fair value			
	Amortised cost	Financial assets/liabilities at FVTPL	Total	Level 1	Level 2	Level 3	Total
<b>Financial assets not measured at fair value</b>							
Trade receivables	12,619.668	-	12,619.668	-	-	-	-
Cash and cash equivalents	11,425.074	-	11,425.074	-	-	-	-
Other financial assets	550.734	-	550.734	-	-	-	-
	<b>24,595.476</b>	-	<b>24,595.476</b>	-	-	-	-
<b>Financial liabilities not measured at fair value</b>							
Trade payables	7,421.227	-	7,421.227	-	-	-	-
Other financial liabilities	1,673.223	-	1,673.223	-	-	-	-
	<b>9,094.450</b>	-	<b>9,094.450</b>	-	-	-	-

**31 March 2024**

Particulars	Carrying value			Fair value			
	Amortised cost	Financial assets/liabilities at FVTPL	Total	Level 1	Level 2	Level 3	Total
<b>Financial assets not measured at fair value</b>							
Trade receivables	16,016.642	-	16,016.642	-	-	-	-
Cash and cash equivalents	3,915.201	-	3,915.201	-	-	-	-
Other financial assets	1,405.609	-	1,405.609	-	-	-	-
	<b>21,337.452</b>	-	<b>21,337.452</b>	-	-	-	-
<b>Financial liabilities not measured at fair value</b>							
Trade payables	4,791.964	-	4,791.964	-	-	-	-
Other financial liabilities	3,460.701	-	3,460.701	-	-	-	-
	<b>8,252.665</b>	-	<b>8,252.665</b>	-	-	-	-

\* The fair value of trade receivables, cash and cash equivalents, other financial assets, borrowings, trade payables and other financial liabilities approximate their carrying amount largely due to short-term nature of these instruments.

**SFS Pharma Logistics Private Limited****Notes to the financial statements for the year ended 31 March 2025 (Continued)**

(All amounts in Indian rupees thousands, unless otherwise stated)

**25 Financial instruments - fair values and risk management (Continued)****B Capital management**

The key objective of the Company's capital management is to ensure that it maintains a stable capital structure with the focus on total equity to uphold investor, creditor and customer confidence and to ensure future developments of the business. The Company is focused on maintaining a strong equity base to ensure independence, security as well as financial flexibility for potential future borrowings, if required, without impacting the risk profile of the Company.

The Company's debt to equity ratio at the reporting date are as follows:

Particulars	As at 31 March 2025	As at 31 March 2024
Total liabilities	11,519.722	9,949.056
Less: Cash and cash equivalents	(11,425.074)	(3,915.201)
<b>Net debt (A)</b>	<b>94.648</b>	<b>6,033.855</b>
<b>Total equity (B)</b>	<b>20,757.956</b>	<b>17,336.366</b>
<b>Debt to equity ratio (A/B)</b>	<b>-</b>	<b>0.35</b>

There are no changes in the Company's approach to capital management during the year. The Company is not subject to externally imposed capital requirements.

**C Financial risk management**

The Company has exposure to the following risks arising from financial instruments:

- (i) Credit risk;
- (ii) Liquidity risk; and
- (iii) Market risk

**Risk management framework**

The Company's board of directors has overall responsibility for the establishment and oversight of the Company's risk management framework. The board of directors is responsible for developing and monitoring the Company's risk management policies.

The Company's risk management policies are established to identify and analyse the risks faced by the Company, to set appropriate risk limits and controls and to monitor risks and adherence to limits. Risk management policies and systems are reviewed regularly to reflect changes in market conditions and the Company's activities. The Company, through its training and management standards and procedures, aims to maintain a disciplined and constructive control environment in which all employees understand their roles and obligations.

The Board of directors oversee how management monitors compliance with the Company's risk management policies and procedures, and reviews the adequacy of the risk management framework in relation to the risks faced by the Company.

**(i) Credit risk**

Credit risk is the risk of financial loss to the Company if a customer or counterparty to a financial instrument fails to meet its contractual obligations, and arises principally from the Company's receivables from customers and investments in liquid mutual funds.

The carrying amount of following financial assets represents the maximum credit exposure.

**Trade receivables and other financial assets**

The Company's exposure to credit risk is influenced mainly by the individual characteristics of each customer. However, management also considers the factors that may influence the credit risk of its customer base, including the default risk of the industry.

Credit risk has always been managed by the Company through credit approvals, establishing credit limits and continuously monitoring the credit worthiness of customers based on which the Company agrees on the credit terms with customers in the normal course of business. On account of adoption of Ind AS 109, the Company uses expected credit loss model to assess the impairment loss or gain. The Company uses a provision matrix to compute the expected credit loss allowance for trade receivables and unbilled revenue. The provision matrix takes into account available external and internal credit risk factors and the Company's historical experience for customers.

The movement in allowance for credit loss in respect of trade receivables during the year was as follows:

Particulars	As at 31 March 2025	As at 31 March 2024
Balance at the beginning	-	-
Impairment loss recognised	-	25.324
Amounts written off	-	(25.324)
<b>Balance at the end</b>	<b>-</b>	<b>-</b>

**SFS Pharma Logistics Private Limited**  
**Notes to the financial statements for the year ended 31 March 2025 (Continued)**  
(All amounts in Indian rupees thousands, unless otherwise stated)

**25 Financial instruments (continued)**

**C Financial risk management (Continued)**

**Cash and cash equivalents and other bank balances**

The Company held cash and cash equivalents and other bank balances of ₹ 11,425.074 thousands at 31 March 2025 (31 March 2024: ₹ 3,915.201 thousands). The cash and cash equivalents and other bank balances are held with banks. Impairment on cash and cash equivalents and other bank balances has been measured on a 12-month expected loss basis and reflects the short maturities of the exposures. The Company considers that its cash and cash equivalents have low credit risk based on the external credit ratings of the counterparties.

**Other financial assets (including deposits and advances)**

All of the other financial assets at amortised cost are considered to have low credit risk, and the loss allowance, if any, is limited to 12 months' expected losses. Management considers instruments to be low credit risk when they have a low risk of default and the borrower has a strong capacity to meet its contractual cash flow obligations in the near term.

**(ii) Liquidity risk**

Liquidity risk is the risk that the Company will encounter in meeting the obligations associated with its financial liabilities that are settled by delivering cash or another financial asset. The Company's approach for managing liquidity is by ensuring, as far as possible, that it will have sufficient liquidity to meet its liabilities when they are due, under both normal and stressed conditions, without incurring unacceptable losses or risking damage to the Company's reputation.

The Company's objective is to maintain a balance between continuity of funding and flexibility through the use of bank facilities and by ensuring adequate internally generated funds.

**Exposure to liquidity risk**

The contractual undiscounted cash flows associated with financial liabilities at reporting dates are as follows:

31 March 2025	Contractual cash flows					
	Carrying amount	Total	Less than one year	1-2 years	2-5 years	More than 5 years
<b>Financial liabilities</b>						
Trade payables	7,421.227	7,421.227	7,421.227	-	-	-
Other financial liabilities	1,673.223	1,673.223	1,673.223	-	-	-
	<b>9,094.450</b>	<b>9,094.450</b>	<b>9,094.450</b>	-	-	-

31 March 2024	Contractual cash flows					
	Carrying amount	Total	Less than one year	1-2 years	2-5 years	More than 5 years
<b>Financial liabilities</b>						
Trade payables	4,791.964	4,791.964	4,791.964	-	-	-
Other financial liabilities	3,460.701	3,460.701	3,460.701	-	-	-
	<b>8,252.665</b>	<b>8,252.665</b>	<b>8,252.665</b>	-	-	-

The gross (inflows)/ outflows disclosed in the above table represent the contractual undiscounted cash flows relating to financial liabilities.


**(iii) Market risk**

Market risk is the risk that changes in market prices, such as foreign exchange rates and interest rates which will affect the Company's income or the value of its holdings of financial instruments. The objective of market risk management is to manage and control market risk exposures within acceptable parameters, while optimising the return.

As of now, the Company has not entered into any sort of derivative contracts, in order to manage market risks.

**(a) Foreign currency risk**

The Company is exposed to currency risk to the extent that there is a mismatch between the currencies in which transactions are denominated and the functional currency of the Company. The functional currency of company is INR. The currencies in which these transactions are primarily denominated are USD, GBP, EURO and CAD.



**SFS Pharma Logistics Private Limited**
**Notes to the financial statements for the year ended 31 March 2025 (Continued)**

(All amounts in Indian rupees thousands, unless otherwise stated)

**25 Financial instruments (continued)**

The summary quantitative data about the Company's exposure to currency risk at the end of reporting period expressed in INR are as follows:

**31 March 2025**

Particulars	USD	GBP	EURO	CAD
<b>Financial assets</b>				
Trade receivables	9,943.262	-	2.197	-
<b>Net exposure to foreign currency risk (assets)</b>	<b>9,943.262</b>	<b>-</b>	<b>2.197</b>	<b>-</b>
<b>Financial liabilities</b>				
Trade payables	3,623.078	765.486	544.263	-
<b>Net exposure to foreign currency risk (liabilities)</b>	<b>3,623.078</b>	<b>765.486</b>	<b>544.263</b>	<b>-</b>

**31 March 2024**

Particulars	USD	GBP	EURO	CAD
<b>Financial assets</b>				
Trade receivables	5,566.603	-	-	-
Other financial assets	519.129	-	-	-
<b>Net exposure to foreign currency risk (assets)</b>	<b>6,085.732</b>	<b>-</b>	<b>-</b>	<b>-</b>
<b>Financial liabilities</b>				
Trade payables	474.142	31.096	504.937	294.826
<b>Net exposure to foreign currency risk (liabilities)</b>	<b>474.142</b>	<b>31.096</b>	<b>504.937</b>	<b>294.826</b>

**Sensitivity analysis**

Particulars	Impact on profit or (loss)		Impact on equity, net of tax	
	31 March 2025	31 March 2024	31 March 2025	31 March 2024
<b>USD sensitivity</b>				
INR/USD - increase by 1%	63	56	45	40
INR/USD - decrease by 1%	(63)	(56)	(45)	(40)
<b>GBP sensitivity</b>				
INR/GBP - increase by 1%	(8)	(*)	(6)	(*)
INR/GBP - decrease by 1%	8	*	6	*
<b>EURO sensitivity</b>				
INR/EURO - increase by 1%	(5)	(5)	(4)	(4)
INR/EURO - decrease by 1%	5	5	4	4
<b>CAD sensitivity</b>				
INR/CAD - increase by 1%	-	(3)	-	(2)
INR/CAD - decrease by 1%	-	3	-	2

**I. Assets**

Particulars	Foreign currency	31 March 2025			31 March 2024		
		Exchange rate	Amount in foreign currency	Amount in INR (In thousands)	Exchange rate	Amount in foreign currency	Amount in INR (In thousands)
Unhedged	USD	85.07	1,16,883	9,943.262	82.94	73,373	6,085.732
	EURO	91.52	24	2.197	-	-	-

**II. Liabilities**

Particulars	Foreign currency	31 March 2025			31 March 2024		
		Exchange rate	Amount in foreign currency	Amount in INR (In thousands)	Exchange rate	Amount in foreign currency	Amount in INR (In thousands)
Unhedged	USD	85.0700	42,589	3,623.078	83.6950	5,665	474.142
	GBP	109.7000	6,978	765.486	106.1300	293	31.096
	EURO	91.5200	5,947	544.263	90.8200	5,560	504.937
	CAD	-	-	-	61.8750	4,765	294.826





**SFS Pharma Logistics Private Limited**

**Notes to the financial statements for the year ended 31 March 2025 (Continued)**

(All amounts in Indian rupees thousands, unless otherwise stated)

**26 Disclosure of ratios**

**(a) Current ratio**

Particulars	31 March 2025	31 March 2024
Total current assets	28,636.287	24,445.393
Total current liabilities	9,459.782	8,547.840
<b>Current ratio</b>	<b>3.03</b>	<b>2.86</b>
% change from previous year	6%	(29%)

**Reason for change more than 25%**

The decrease as at the end of previous year as compared to the preceding previous year end is mainly on account of decrease in working capital as at the previous year end due to increase in current liabilities in the form of trade payables and dues to other creditors.

**(b) Debt to equity ratio**

Particulars	31 March 2025	31 March 2024
Total liabilities	11,519.722	9,949.056
Less: Cash and cash equivalents	(11,425.074)	(3,915.201)
<i>Net debt</i>	<i>94.648</i>	<i>6,033.855</i>
<i>Total equity</i>	<i>20,757.956</i>	<i>17,336.366</i>
<b>Debt to equity ratio</b>	<b>-</b>	<b>0.35</b>
% change from previous year	(100%)	775%

**Reason for change more than 25%**

The decrease as at the end of current year as compared to previous year end is mainly on account of increase in cash and cash equivalents due to higher collection from customers during the current year, whereas the increase in ratio as the end of previous year as compared to the preceding previous year end is mainly on account of higher liabilities in the form of trade payables and dues to other creditors as at the preceding previous year end.

**(c) Return on equity ratio**

Particulars	Year ended 31 March 2025	Year ended 31 March 2024
Profit after tax	11,086.011	6,507.252
Opening balance of equity	17,336.366	18,375.450
Closing balance of equity	20,757.956	17,336.366
<i>Average equity</i>	<i>19,047.161</i>	<i>17,855.908</i>
<b>Return on equity ratio</b>	<b>58.20%</b>	<b>36.44%</b>
% change from previous year	60%	(51%)

**Reason for change more than 25%**


The increase during the current year as compared to the previous year is mainly on account of higher profits earned during the current year on account of better business, whereas the decrease during the previous year as compared to the preceding previous year is mainly on account of comparatively lower profits earned during the previous year.

**(d) Trade receivables turnover ratio**

Particulars	Year ended 31 March 2025	Year ended 31 March 2024
Revenue from operations	49,102.783	45,523.953
Net trade receivables	12,619.668	16,016.642
<b>Trade receivables turnover ratio</b>	<b>3.89</b>	<b>2.84</b>
% change from previous year	37%	(37%)

**Reason for change more than 25%**

The increase as at the end of current year is mainly on account of higher realisation of trade receivable balances during the current year as compared to the previous year, whereas the decrease as at the end of previous year is mainly on comparatively lower collection from customers as compared to the preceding previous year end.



**SFS Pharma Logistics Private Limited****Notes to the financial statements for the year ended 31 March 2025 (Continued)**

(All amounts in Indian rupees thousands, unless otherwise stated)

**26 Disclosure of ratios (Continued)****(e) Trade payables turnover ratio**

Particulars	Year ended 31 March 2025	Year ended 31 March 2024
Expenses	24,919.673	28,386.148
Trade payables	7,421.227	4,791.964
<b>Trade payables turnover ratio</b>	<b>3.36</b>	<b>5.92</b>
% change from previous year	(43%)	(33%)

**Reason for change more than 25%**

The decrease as at the end of current year and previous year is mainly on account of higher trade payable balances due to comparatively lower vendor payments when compared with the respective previous year.

**(f) Net capital turnover ratio**

Particulars	Year ended 31 March 2025	Year ended 31 March 2024
Revenue from operations	49,102.783	45,523.953
Total current assets	28,636.287	24,445.393
Total current liabilities	(9,459.782)	(8,547.840)
<i>Net working capital</i>	<i>19,176.505</i>	<i>15,897.553</i>
<b>Net capital turnover ratio</b>	<b>2.56</b>	<b>2.86</b>
% change from previous year	(10%)	9%

**(g) Net profit ratio**

Particulars	Year ended 31 March 2025	Year ended 31 March 2024
Profit after tax	11,086.011	6,507.252
Revenue from operations	49,102.783	45,523.953
<b>Net profit ratio</b>	<b>22.58%</b>	<b>14.29%</b>
% change from previous year	58%	(38%)

**Reason for change more than 25%**

The increase in the current year as compared to the previous year is on account of higher profits for the current year on account of better business, whereas the decrease in the previous year as compared to the preceding previous year is on account of reduction in profit for the previous year.

**(h) Return on capital employed**


Particulars	Year ended 31 March 2025	Year ended 31 March 2024
Profit before tax	14,545.595	8,830.834
Finance costs	8.780	7.527
Other income	(595.080)	(550.726)
<i>Earnings before interest and tax</i>	<i>13,959.295</i>	<i>8,287.635</i>
Total equity	20,757.956	17,336.366
<i>Capital employed</i>	<i>20,757.956</i>	<i>17,336.366</i>
<b>Return on capital employed</b>	<b>67.25%</b>	<b>47.80%</b>
% change from previous year	41%	(32%)

**Reason for change more than 25%**

The increase in the current year as compared to the previous year is on account of higher profits for the current year on account of better business, whereas the decrease in the previous year as compared to the preceding previous year is on account of reduction in profit for the previous year.

**27 Dividends**

The Board of Directors in their meeting held on 25 February 2025 have declared an interim dividend of ₹ 7.50/- per equity share of ₹ 10/- each for the year ended 31 March 2025. During the previous year, the Board of Directors in their meeting held on 18 March 2024 have declared an interim dividend of ₹ 7.50/- per equity share of ₹ 10/- each for the year ended 31 March 2024.



**SFS Pharma Logistics Private Limited**

**Notes to the financial statements for the year ended 31 March 2025 (Continued)**

(All amounts in Indian rupees thousands, unless otherwise stated)

**28 Additional regulatory information pursuant to the requirement in Division II of Schedule III to the Companies Act, 2013**

- (a) The Company does not have any Benami property, where any proceeding has been initiated or pending against the Company for holding any Benami property.
- (b) The Company does not have any transactions with companies struck off.
- (c) The Company has not traded or invested in Crypto currency or Virtual Currency during the financial year.
- (d) No funds have been advanced or loaned or invested (either from borrowed funds or share premium or any other sources or kind of funds) by the Company to or in any other persons or entities, including foreign entities ("Intermediaries"), with the understanding, whether recorded in writing or otherwise, that the Intermediary shall, directly or indirectly lend or invest in other persons or entities identified in any manner whatsoever by or on behalf of the Company ("Ultimate Beneficiaries") or provide any guarantee, security or the like on behalf of the Ultimate Beneficiaries.
- (e) No funds have been received by the Company from any persons or entities, including foreign entities ("Funding Parties"), with the understanding, whether recorded in writing or otherwise, that the Company shall, directly or indirectly, lend or invest in other persons or entities identified in any manner whatsoever by or on behalf of the Funding Party ("Ultimate Beneficiaries") or provide any guarantee, security or the like on behalf of the Ultimate Beneficiaries.
- (f) The Company does not have any transaction which is not recorded in the books of accounts that has been surrendered or disclosed as income during the year in the tax assessments under the Income Tax Act, 1961.
- (g) The Company has not been declared wilful defaulter by any bank or financial institution or government or any government authority.
- (h) The Company has not entered into any scheme of arrangement which has an accounting impact on current or previous financial year.
- (i) The Company has complied with the number of layers prescribed under the Companies Act, 2013.

**29** As at 31 March 2025 and 31 March 2024, the Company did not have any long-term contracts including derivative contracts for which there were any material foreseeable losses.

**30** Previous year figures have been regrouped/ reclassified wherever necessary to conform to the current year's presentation.

As per our report of even date attached

for **JERRY, SUNNY & RAJESH**

Chartered Accountants

ICAI Firm's Registration number: 001326S

**Sunny Varghese**

Partner

Membership No. : 028612

Place: Kochi

Date: 23 May 2025



for and on behalf of the Board of Directors of

**SFS Pharma Logistics Private Limited**

CIN: U63090KL2011PTC029554

**T.R. Radhakrishnan**

Director

DIN:00086627

Place: Kochi

Date: 23 May 2025

**Praveen B**

Director

DIN:10156869